

mAntra

mAntra

www.mantrailuminacion.com

DISEÑADORES



Santiago Sevillano

Mantra colabora con un equipo de diseñadores externos muy diverso, especializados en diversas ramas dentro del mundo del diseño.

Profesionales con experiencia en el sector de la iluminación que aportan soluciones novedosas en el desarrollo de nuevos conceptos, participando en todos los procesos de desarrollo del producto, desde el boceto inicial hasta la concepción del producto final.

Esta gran variedad de estilos que nos ofrecen incide directamente en nuestro catálogo, el cual está compuesto por soluciones que se adaptan a cualquier tipo de estilo o necesidad dentro del mundo de la iluminación.

Nuestro trato con los diseñadores va más allá de un mero trato profesional, confiamos plenamente en su buen hacer y en sus métodos de trabajo que nos aporta frescura e innovación en cada una de nuestras colecciones.



Hugo Tejada

Mantra collabora con un team di designer esterni molto diversi, specializzati in varie branche nel mondo del design.

Professionisti con esperienza nel settore dell'illuminazione che forniscono soluzioni innovative nello sviluppo di nuovi concetti, partecipando a tutti i processi di sviluppo del prodotto, dallo schizzo iniziale alla concezione del prodotto finale.

Questa ampia varietà di stili che ci offre influisce direttamente sul nostro catalogo, che è composto da soluzioni che si adattano a qualsiasi tipo di stile o esigenza nel mondo dell'illuminazione.

Il nostro trattamento con i designer va oltre un semplice trattamento professionale, confidiamo pienamente nel loro buon lavoro e nei loro metodi di lavoro che ci danno freschezza e innovazione in ciascuna delle nostre collezioni.



Santolaria & Lluscà

Mantra works with a very diverse team of freelance designers, specialized in different branches of design.

They are a group of highly qualified professionals experience in in the lighting sector, who contribute with original solutions in the development of new concepts; they also participate actively in the whole product development process, from the initial draft to the lasted finishing details.

This wide variety of styles that our designers offer have a direct impact on our catalogues, which are made up of ideas that are adapted to any type of lighting need.

Besides, we take pride in having a great relationship with them, which goes beyond the professional link. We truly rely on their capability and work methods, which have provided, such innovative and stylish collections so far.



José Ignacio ballester

Mantra collabore avec une équipe de dessinateurs externes très diverse, spécialisés dans différentes branches dans le monde du design.

Des professionnels avec une grande expérience dans le secteur de l'illumination, qui apportent des solutions innovatrices au développement de nouveaux concepts, et participent dans tous les processus de fabrication du produit, depuis le brouillon jusqu'à la conception du produit final.

cette grande variété de styles influence directement notre catalogue, qui est composé de solutions qui s'adaptent à tous les styles ou besoins dans le monde de l'illumination.

notre relation avec l'équipe de designers va plus loin que le contact professionnel, nous avons confiance sur leur savoir-faire, et leur méthodes de travail qui nous apporte fraîcheur et innovation, pour chacune de nos collections.

MANTRA EN EL MUNDO



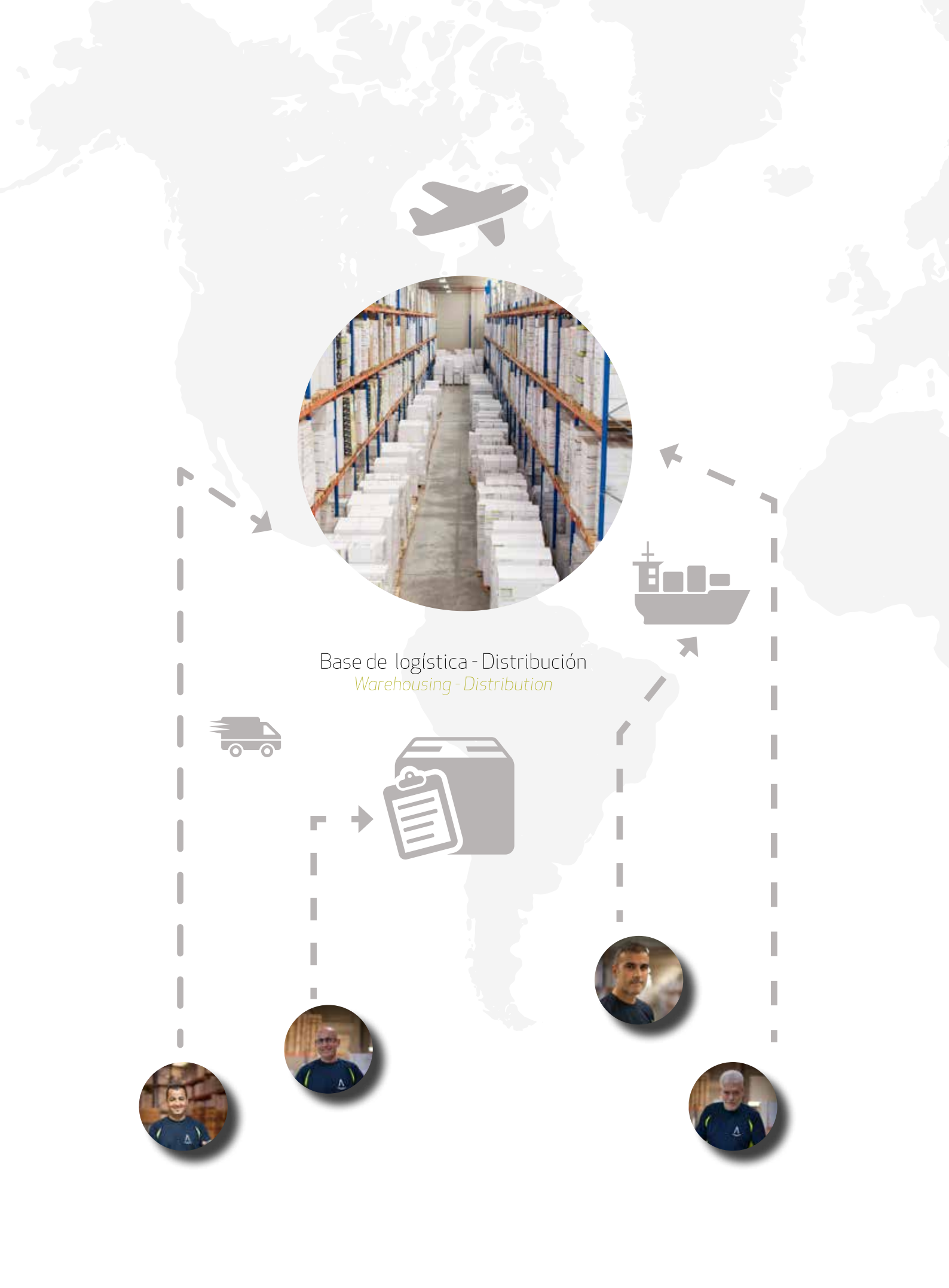
+ 50
paises
countries

+ 17
años
years

MANTRA AROUND THE WORLD



+ 2000
clientes
customers



Base de logística - Distribución
Warehousing - Distribution



mAntra



+ 50
países
countries

+ 17
años
years

+ 2000
clientes
customers



Dpto. de diseño y creación de producto
Product design and development department

Dpto. de gestión comercial y administrativa
Sales and Administrative department

Sede España, Náquera (Valencia)
Located Valencia Spain




INDEX

TECHNICAL-INDOOR

TÉCNICO-INTERIOR

ÍNDICE



Aplique - Wall light

ASIMETRIC 20



BAHIA 56



BORABORA 64



BOAVISTA 46



CAÏCOS 54



CABARETE 44



CAYMAN 42



FUERTEVENTURA 30



GOKOVA 49



HABANA 60



IBIZA 38



JERI 82




LANZAROTE 28



MINI 78



MURAL 70



PARACURU 84



PREA 52



SAL 40



Aplique - Wall light

SISLEY 86



SOL 80



TENERIFE 32



TURKS 48



TARIFA 50



TORCH 34



TAHITI 74



TOJA 76



YAQUE 90



ZANZIBAR 22



Plafón - Ceiling lamp


CUMBUCO 102



MINI 96



MURAL 94



SAONA SUPPERFICIE 108



TORCH 92



ZERO E27 100



INTERIOR - INDOOR

Pie Salón/Sobremesa - Floor/Table lamp

Colgante - Pendant

TORCH 112

MURAL 114

ARUBA 124

CUMBUCO 106

TORCH122



TORCH 116



MURAL 118



ZANZIBAR 120



Foco superficie /Regleta - Spot Light

ARUBA 142



BORACAY 134



COLUMBRETES 130



GOWER 128



KAILUA 138



SAL 140



SAL 126



Foco Carril - Rail Track Spot

ARUBA 146



SAL 148



Empotrable - Recessed

ATLANTIS 192



BÁSICO COB 156



BÁSICO GU10 174



BRANDON 180



CABRERA 162



CONFORT GU10 176



COMFORT IP193



CIES 188



FORMENTERA 156



GARDA 152



GRACIOSA 190



GUINCHO 150



LAMBOR JINI 182



MEDANO 164



METACRILATO 186




SAONA 166



Señalizadores/Superficie - Step wall lights/Surface

ASPEN 194





INDEX

TECHNICAL-OUTDOOR

TÉCNICO-EXTERIOR

ÍNDICE



Aplique exterior - Wall light outdoor

ARCS 244



BORA 242



CERLER 234



DAVOS 236



EVEREST 226



IGUAZÚ 222



JACKSON 245



KANDANCHÚ 228



MAYA 210



MERIBEL 214



RODAS 232



RUKA 212



SOCHI 240



TEJA 218



TRIAx 238



TIGNES 235




VOLCANO 220



Lámpara de pie - Floor lamp outdoor

ESPIGA 200



FLAME 208



ASPEN 292



BAKER 288



EXTERIOR-OUTDOOR

Lámpara suelo & Portátil exterior - Ground Lamps & Portable outdoor

ASTÚN 246



AVORIAZ 256



BARREL 254



KINKÉ 280



FLAME 250



K 2- 248



WAZOWSKY 252



Sobremuro exterior - Overwall outdoor

Baliza - Bollard outdoor

EVEREST 262



MAYA 258



MERIBEL 260



EVEREST 264



RUKA 266



TIGNES 268



Plafón exterior - Ceiling outdoor

Colgante exterior - Pendant outdoor

ANETO 272



MAYA 270



AVORIAZ 286




KINKÉ 274



MAYA 284



EXTERIOR-OUTDOOR

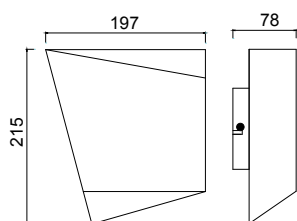



TECHNICAL-INDOOR



ASIMETRIC

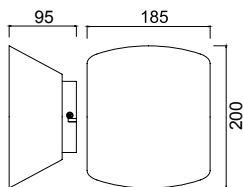
6222 Negro-Black
1L x GX53



6220 Blanco-White
1L x GX53



6221 Blanco-White
1L x GX53



Bombillas Recomendadas/ Suggested Bulbs
R09224 R09225



Metal-Metal 100-240V~ 50/60Hz máx. 12W LED

6220

ASIMETRIC

Santolaria & Lluscà



ZANZIBAR

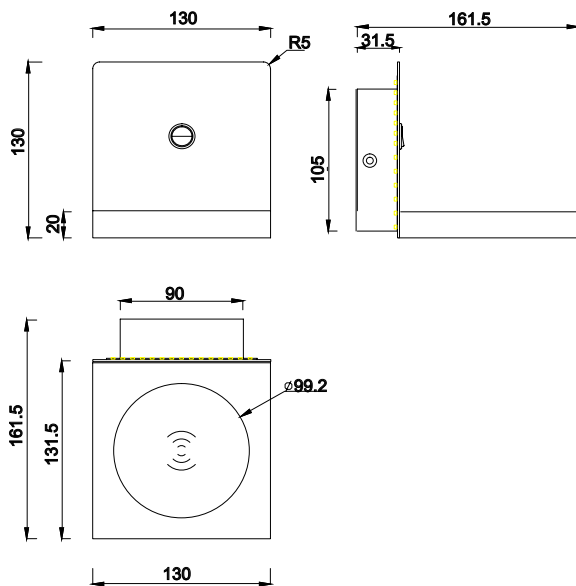
3000K

6755 Negro Mate-Matt Black
LED 3W 210lm

6754 Blanco Mate-Matt White
LED 3W 210lm



* Cargador De Inducción Teléfono-Cell Phone Induction Charger



LED 3W 210lm



Aluminio/Metal-Aluminium/Metal 220-240V~ 50/60Hz CRI: > 80

ZANZIBAR



ErP
COMPLIANT

DRIVER
TÜV

RoHS
compliant

ZANZIBAR

3000K

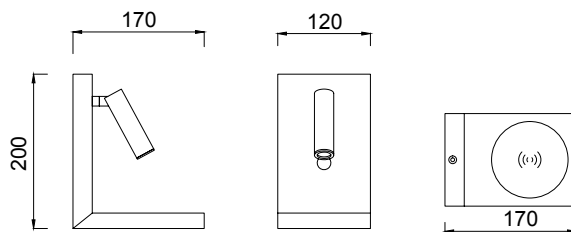
6752 Negro Mate-Matt Black
LED 3W 210lm



6750 Blanco Mate-Matt White
LED 3W 210lm



* Cargador De Inducción Teléfono-Cell Phone Induction Charger



Aluminio/Metal-Aluminium/Metal 220-240V~50/60Hz CRI:≥ 80



ZANZIBAR

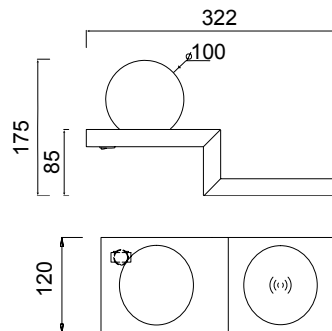
3000K

6753 Negro Mate-Matt Black
LED 6W 470lm

6751 Blanco Mate-Matt White
LED 6W 470lm



* Cargador De Inducción Teléfono-Cell Phone Induction Charger



Aluminio/Metal-Aluminium/Metal 220-240V~50/60Hz CRI:≥ 80



LANZAROTE

Aplique-Wall light

3000K

6875 Blanco-White

LED 18W 1400lm

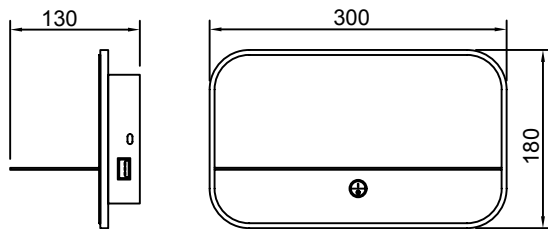
USB x 2



6876 Negro-Black

LED 18W 1400lm

USB x 2



USB
Output



Aluminio/Metal-Aluminium/Metal 220-240V~ 50/60Hz CRI: > 80



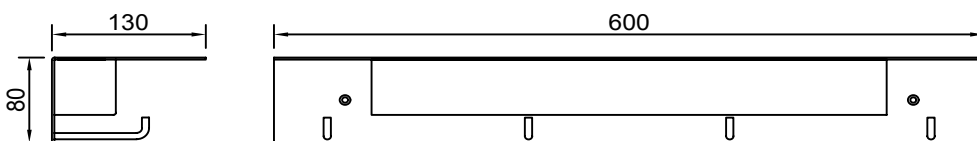
FUERTEVENTURA

3000K

6865 Blanco Mate-Matt White
LED 9W 600lm



6866 Negro Mate-Matt Black
LED 9W 600lm



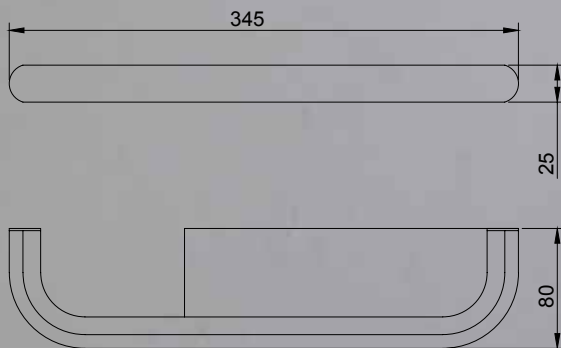

Acero/Acrílico-Steel/Acrylic 100-250V~ 50/60Hz CRI: > 80



TENERIFE

6870 Blanco-White
LED 8W 640lm + USB
3000K

6871 Blanco-White
LED 8W 640lm + USB
4000K



USB
Output



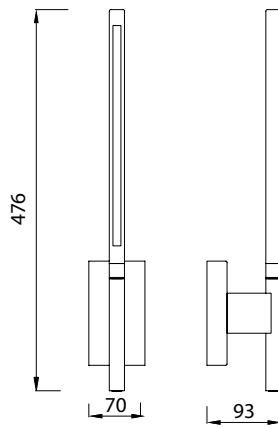
Acero/Silicona-Steel/Silicon 100-250V~ 50/60Hz CRl: > 80



TORCH

3000K

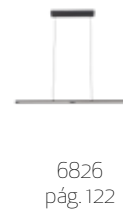
6701 Negro Mate-Matt Black
LED 6W 410lm



6700 Blanco Mate-Matt White
LED 6W 410lm



360°



Aluminio-Aluminium 220-240V~ 50/60Hz CRI:> 80

6703-6701

TORCH

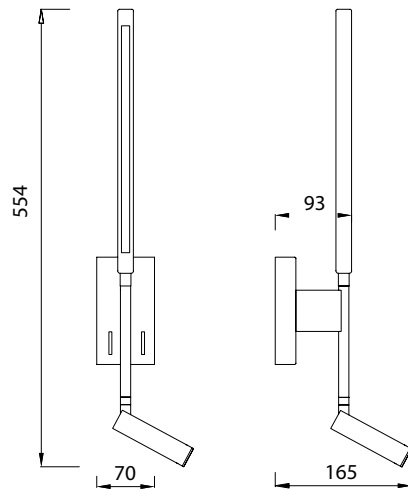


TORCH

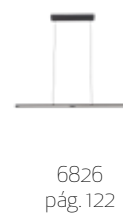
3000K

6703 Negro Mate-Matt Black
LED 3W+6W 410lm+210lm

6702 Blanco Mate-Matt White
LED 3W+6W 410lm+210lm



360°



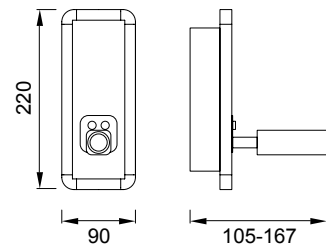
Aluminio-Aluminium 220-240V~ 50/60Hz CRI: > 80

6703

TORCH



5257 Blanco-White LED 5+5W 700lm



*** Difusor central iluminado-*Illuminated central diffuser***



Aluminio/Acrílico-Aluminium/Acrylic 100-240V~ 50/60Hz CRl: > 80

IBIZA

Santolaria & Lluscà



ErP
COMPLIANT

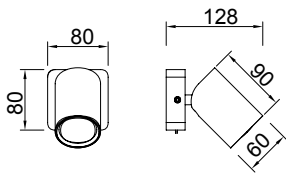
DRIVER
TÜV

RoHS
COMPLIANT

6284 Blanco Mate-Matt White

1L×GU10

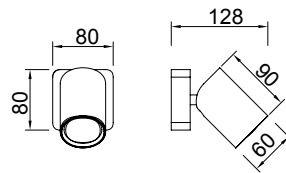
Con interruptor-With switch



6283 Blanco Mate-Matt White

1L×GU10

Sin interruptor-No switch



6714 Negro Mate-Matt Black

1L×GU10

Con interruptor-With switch



6713 Negro Mate-Matt Black

1L×GU10

Sin interruptor-No switch



Aluminio-Aluminium 100-240V~ 50/60Hz máx. 10WLED



ErP
COMPLIANT

RoHS
compliant



6283
pág. 140



6281
pág. 126



6717
pág. 148



Bombillas Recomendadas/ Suggested Bulbs
R09196 R09214 R09197



CAYMAN

3000K

Aplique-Wall light

6080 Blanco Mate-Matt White
LED 3W+6W 210+410lm



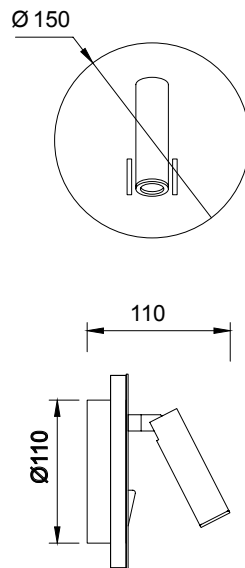
6081 Satin-Satin
LED 3W+6W 210+410lm



6083 Negro Mate-Matt Black
LED 3W+6W 210+410lm



6082 Cuero-Antique Brass
LED 3W+6W 210+410lm



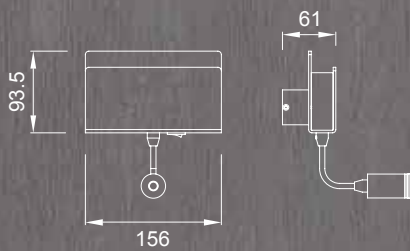
Aluminio-Aluminium 220-240V~ 50/60Hz CRI:> 80



CABARET

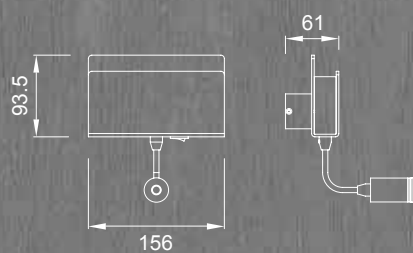
3000K

5715 Blanco-White
LED 3+3 W 470lm



Aluminio-Aluminium 220-240V~ 50/60Hz CRI.> 80

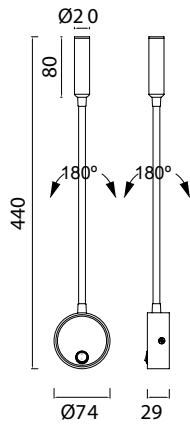
5714 Negro Mate-Matt Black
LED 3+3 W 470lm



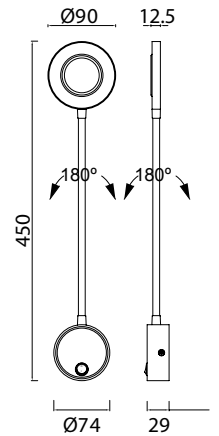
BOAVISTA

3000K

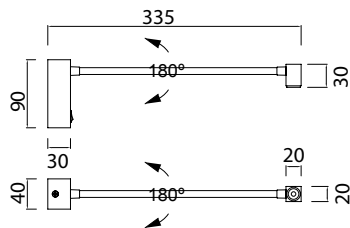
6046 Blanco-White
LED 3W 185lm



6050 Blanco-White
LED 5W 285lm



6048 Blanco-White
LED 3W 185lm



Aluminio Acrílico-Aluminium Acrylic 100-240V~ 50/60Hz CRI: > 80

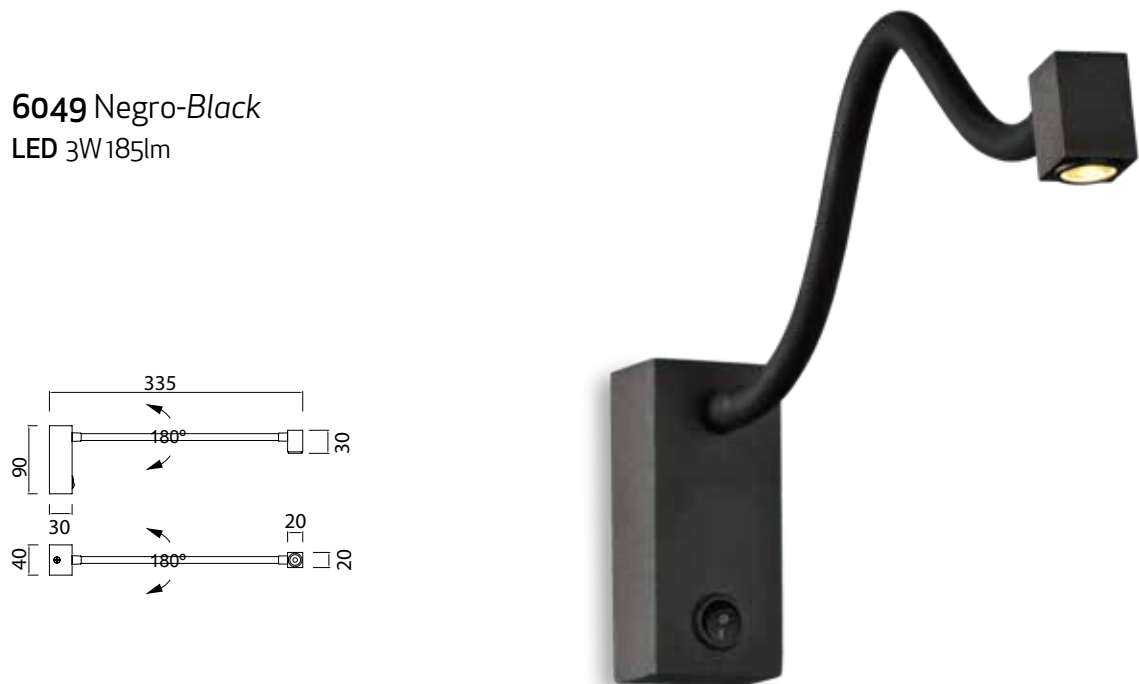
6051 Negro-Black
LED 5W 285lm



6047 Negro-Black
LED 3W 185lm



6049 Negro-Black
LED 3W 185lm

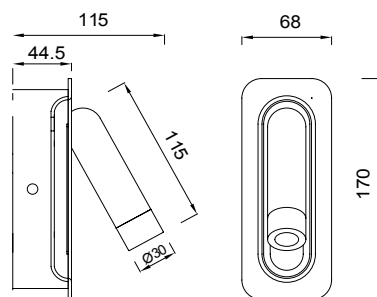


TURKS

3000K

6815 Blanco *Arena-Sand White*
LED 3W 210lm

6816 Negro *Arena-Sand Black*
LED 3W 210lm

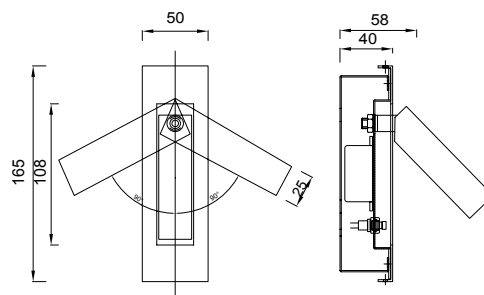


Metal/Aluminio-Metal/Aluminium 100-240V~ 50/60Hz CRI: > 80

6820 Blanco Arena-Sand White
LED 3W 210lm



6821 Negro Arena-Sand Black
LED 3W 210lm



Metal/Aluminio-Metal/Aluminium 100-240V~ 50/60Hz CRI: > 80

TARIFA

3000K

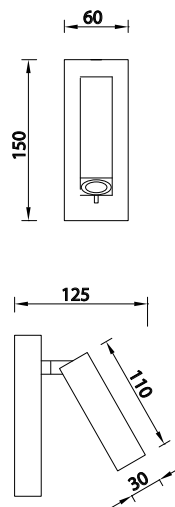
6070 Blanco-White
LED 3W 210lm



6071 Satin-Satin
LED 3W 210lm



6072 Cuero-Antique Brass
LED 3W 210lm



Aluminio-Aluminium 100-240V~ 50/60Hz CRI:> 80



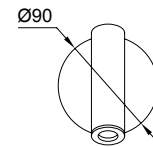
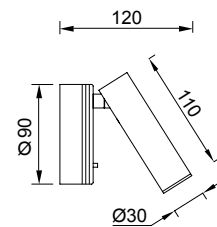
6075 Blanco-White
LED 3W 210lm



6076 Satin-Satin
LED 3W 210lm



6077 Cuero-Antique Brass
LED 3W 210lm



Aluminio-Aluminium 100-240V~ 50/60Hz CRI:> 80



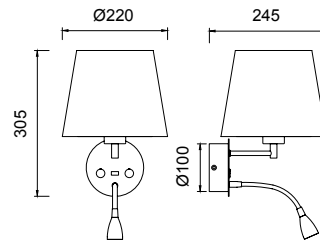
6091 Blanco-White



6092 Satin-Satin



6093 Cuero-Antique Brass



1L × E27 máx. 20W LED
 3W LED 3000 K Lector / Reader
 210lm
 USB Cargador / Charger
 Pantalla Blanca / White shade

USB

Output



Aluminio-Aluminium 220-240V~ 50/60Hz CRI:> 80



5232 Niquel Satinado-Satin Nickel

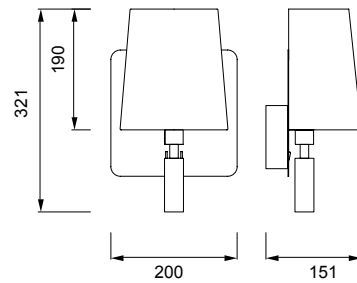
1×E27 máx. 20W LED

1×3W LED 200lm 4000K



Pantalla blanca-White shade

Doble interruptor/Double switch



Tela/PVC/Acero-Fabric/PVC/Steel 220-240V~ 50/60Hz CRI: > 80

BAHIA

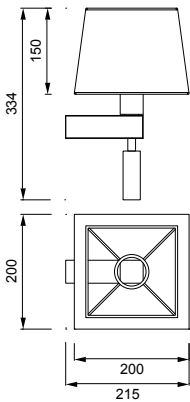
Santolaria & Lluscà



5233 Bronce-Bronze

1×E27 máx. 20W LED
1× 3W LED 200lm 4000K

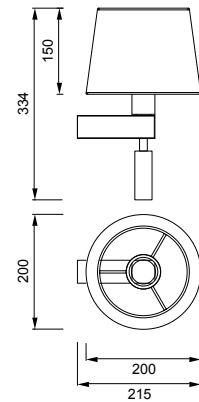
5240 Pantalla-Shade



5234 Niquel Satinado-Satin Nickel

1×E27 máx. 20W LED
1× 3W LED 200lm 4000K

5237 Pantalla-Shade



Doble interruptor/Double switch



*Seleccionar referencia producto + referencia pantalla / Select product reference + shade reference



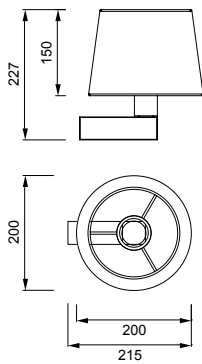
Acero-Steel 220-240V~ 50/60Hz CRI: > 80

5235 Bronce-Bronze

1×E27 máx. 20W LED

100-240V~50/60Hz

5238 Pantalla-Shade

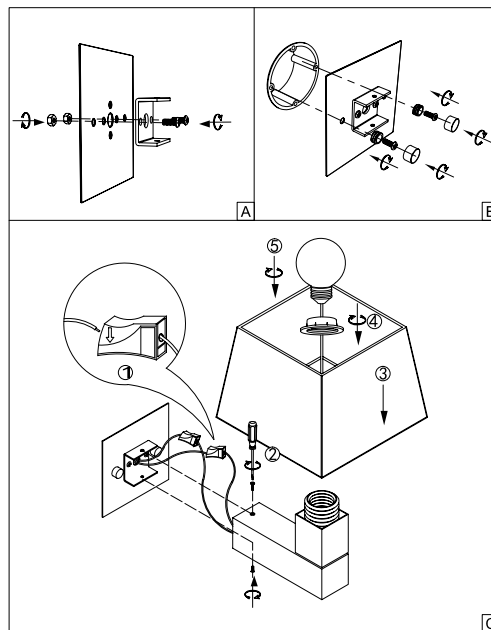


5236 Niquel Satin-Satin Nickel

1×E27 máx. 20W LED

100-240V~50/60Hz

5239 Pantalla-Shade



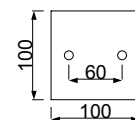
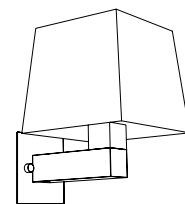
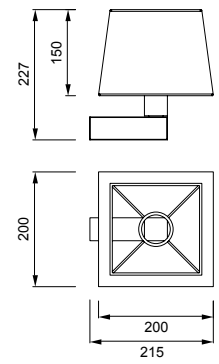
5236 Niquel Satin-Satin Nickel

1×E27 máx. 20W LED

100-240V~50/60Hz

5239 Pantalla-Shade

5170 Plaque kit



Ref. Kit placa / Ref. plaque kitw	5171
Aplicación/Product	5235-5233
Color	Bronce / Bronze
Material	Metálico/Metal
Dimensiones/Dimensions (mm)	L100*H100

Ref. Kit placa / Ref. plaque kit	5170
Aplicación/Product	5236-5234
Color	Niquel satinado / Santin nickel
Material	Metálico/Metal
Dimensiones/Dimensions (mm)	L100*H100

5316 Blanco Cromo-White Chrome

1×E27 máx. 20W LED
1× 3W LED 200lm 4000K

5237 Pantalla-Shade



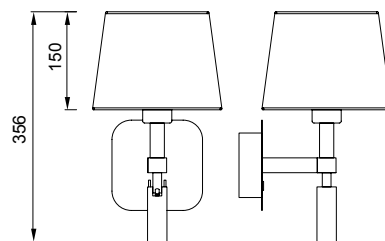
5317 Negro Cromo-Black Chrome

1×E27 máx. 20W LED
1× 3W LED 200lm 4000K

5238 Pantalla-Shade



Doble interruptor/Double switch



*Seleccionar referencia producto + referencia pantalla / Select product reference + shade reference

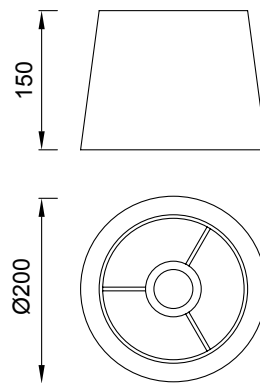
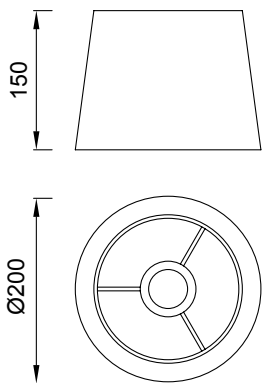


Metal-Metal 220-240V~ 50/60Hz CRI: > 80



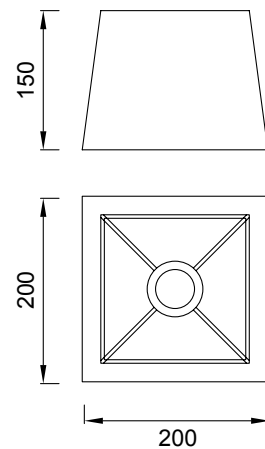
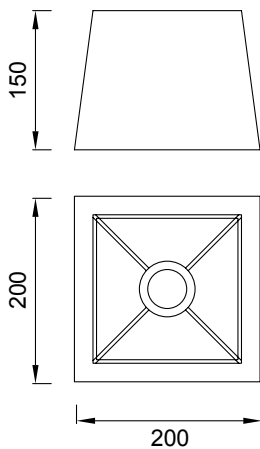

PANTALLAS PARA APLIQUE / SHADES FOR WALL LAMP

Ref. Pantallas / Ref. Shade	5237	5238
Aplicación/Product	Aplique/Wall lamp	Aplique/Wall lamp
Color	Blanco/White	Negro/Black
Material	Tela de fibra/Fiber cloth	Tela de fibra/Fiber cloth
Dimensiones/Dimensions (mm)	Ø200*H150	Ø200*H150



PANTALLAS PARA APLIQUE / SHADES FOR WALL LAMP

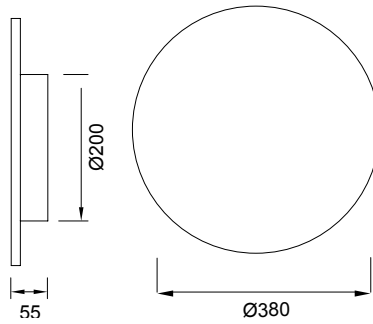
Ref. Pantallas / Ref. Shade	5239	5240
Aplicación/Product	Aplique/Wall lamp	Aplique/Wall lamp
Color	Blanco/White	Negro/Black
Material	Tela de fibra/Fiber cloth	Tela de fibra/Fiber cloth
Dimensiones/Dimensions (mm)	L200*H150*W200	L200*H150*W200



BORA BORA

3000K

C0125 Blanco-White
LED 30W 2400lm



C0126 Negro-Black
LED 30W 2400lm



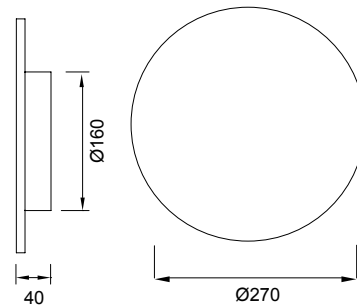
C0117 Blanco-White
LED 16W 1350lm



C0118 Plata-Silver
LED 16W 1350lm



C0124 Negro-Black
LED 16W 1350lm



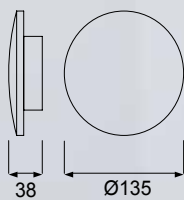
Aluminio-Aluminium 220-240V 50/60Hz CRI: > 80

C0101 Blanco-White
LED 6W 540lm

C0111 Plata-Silver
LED 6W 540lm

C0119 Negro-Black
LED 6W 540lm

100-240V~50/60Hz

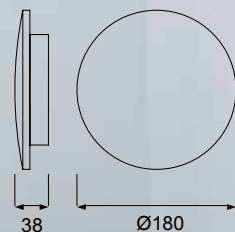


C0102 Blanco-White
LED 12W 1080lm

C0112 Plata-Silver
LED 12W 1080lm


C0120 Negro-Black
LED 12W 1080lm

100-240V~50/60Hz



BORA BORA

3000K

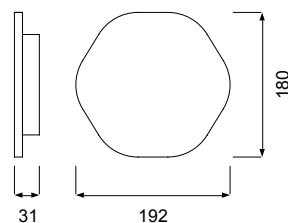
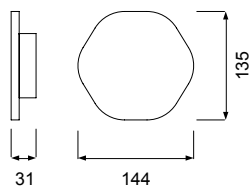


C0105 Blanco-White
LED 6W 540lm

C0115 Plata-Silver
LED 6W 540lm

C0116 Plata-Silver
LED 12W 1080lm

C0106 Blanco-White
LED 12W 1080lm



Aluminio-Aluminium 100-240V~ 50/60Hz CRI:> 80

C0106



ErP
COMPLIANT

DRIVER
TÜV

RoHS
compliant

BORA BORA

3000K



C0103 Blanco-White

LED 6W 540lm

C0113 Plata-Silver

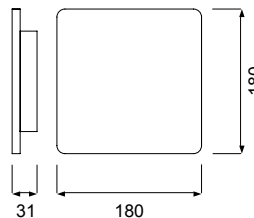
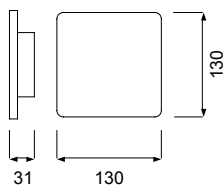
LED 6W 540lm

C0114 Plata-Silver

LED 12W 1080lm

C0104 Blanco-White

LED 12W 1080lm



Aluminio-Aluminium 100-240V~ 50/60Hz CRI: > 80



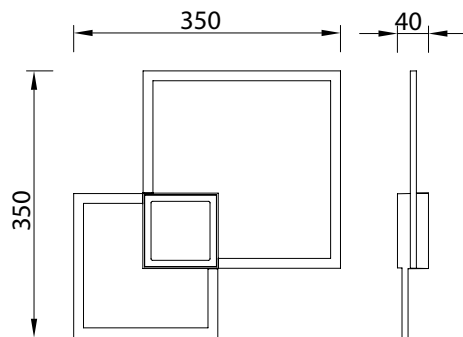

MURAL

3000K

6231 Blanco Mate-Matt White

LED 24W 1440lm

100-240V



6564 Blanco Mate-Matt White

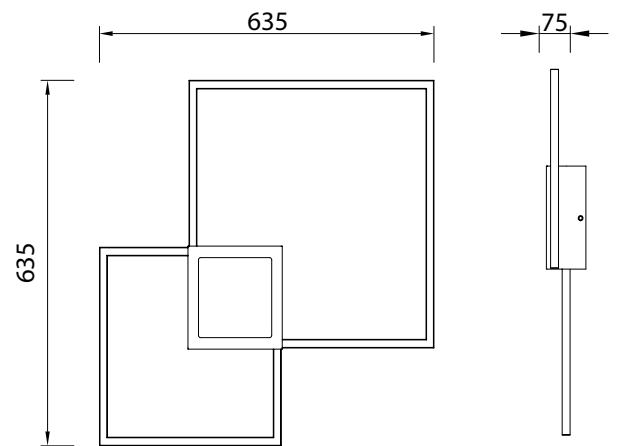

LED 48W 3600lm

220-240V

6565 Blanco Mate-Matt White

LED 48W 3600lm

Dimmable 220-240V



Aluminio-Aluminium 50/60Hz CRI: > 80

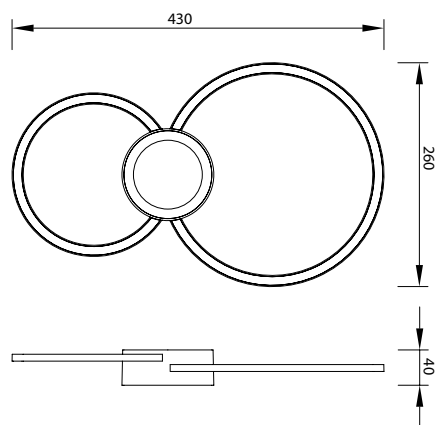



MURAL

3000K

Aplique-Wall light

6230 Blanco Mate-Matt White
LED 24W 1440lm



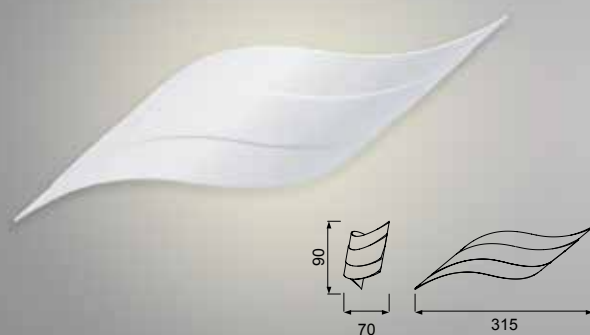
Aluminio-Aluminium 100-240V~ 50/60Hz CRI: > 80



TAHITI

3000K

C0089 Blanco Mate-MattWhite
LED 6W 540lm



ErP
COMPLIANT


DRIVER
TÜV

RoHS
compliant

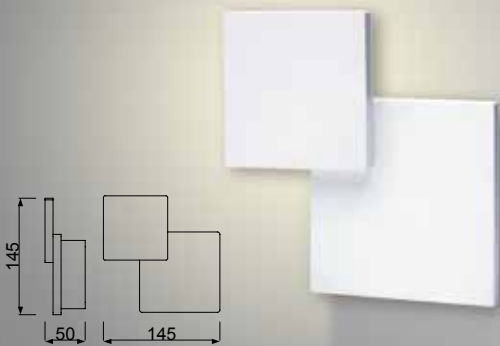


Aluminio-Aluminium 220-240V~ 50/60Hz CRI:> 80


C0142 Blanco Mate-MattWhite
LED 5W 450lm



C0141 Blanco Mate-MattWhite
LED 5W 450lm



C0143 Blanco Mate-MattWhite
LED 5W 450lm



ErP
COMPLIANT


DRIVER
TÜV

RoHS
compliant

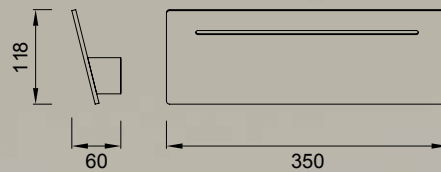


Aluminio-Aluminium 220-240V~50/60Hz CRI:> 80

5122 Blanco-White
12W 1080lm 4000 K

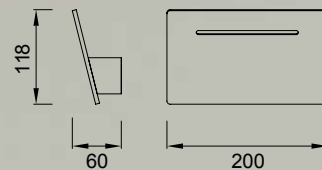



6254 Blanco-White
16W 1410lm 3000 K



5121 Blanco-White
16W 1410lm 4000 K

6253 Blanco-White
8W 720lm 3000 K



5120 Blanco-White
8W 720lm 4000 K



Aluminio-Aluminium 220-240V~ 50/60Hz CRI: > 80



MINI

Hugo Tejada

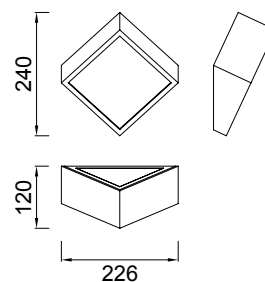
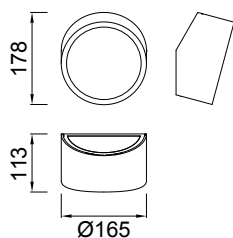


5482 Plata-Silver
2LxG9

5481 Blanco-White
2LxG9

5480 Blanco-White
2LxG9

5483 Plata-Silver
2LxG9



6164
pág. 96



Metal/Acrílico-Metal/Acrylic 100-240V ~ 50/60Hz máx. 5WLED

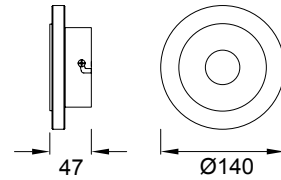


SOL

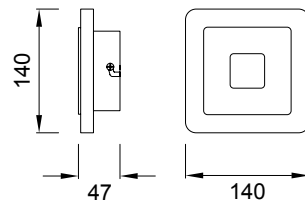
4000K



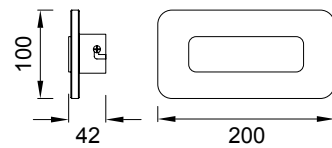
5123 Niquel satinado-*Satin nickel*
LED 4W 360lm



5124 Niquel satinado-*Satin nickel*
LED 4W 360lm



5125 Niquel satinado-*Satin nickel*
LED 6W 540lm



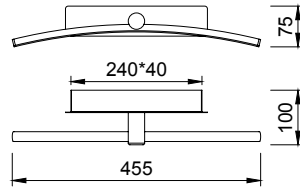
Aluminio Acrílico-Aluminium Acrylic 220-240V~ 50Hz CRI:≥ 80





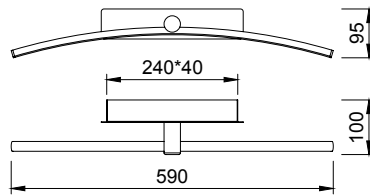
6370 Cromo-Chrome
LED 8W 421lm 3000K

6372 Cromo-Chrome
LED 8W 465lm 4000K



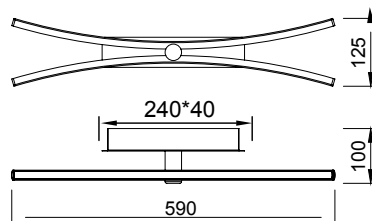
6371 Cromo-Chrome
LED 12W 716lm 3000K

6373 Cromo-Chrome
LED 12W 760lm 4000K



6374 Cromo-Chrome
LED 24W 1497lm 3000K

6375 Cromo-Chrome
LED 24W 1560lm 4000K



Aluminio-Aluminium 175-265V~ 50/60Hz CRI: > 80



PARACURU

3000 K

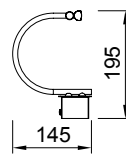
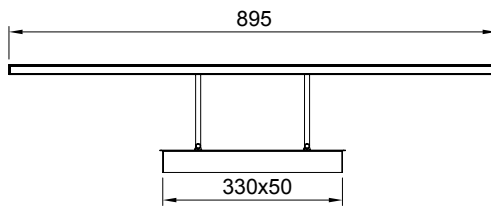


6385 Cuero-Antique Brass

LED 18W 1257lm

6384 Cromo-Chrome

LED 18W 1257lm

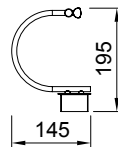
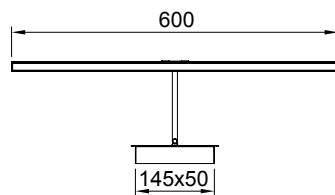


6383 Cuero-Antique Brass

LED 12W 908lm

6381 Cromo-Chrome

LED 12W 908lm

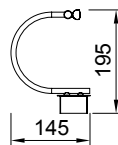
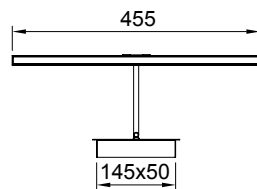


6382 Cuero-Antique Brass


LED 8W 619lm

6380 Cromo-Chrome

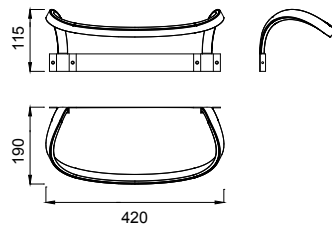
LED 8W 619lm



Aluminio-Aluminium 175-265V~50/60Hz



5087 Plata Cromo-Silver Chrome
LED 12W 4000K 840lm



Aluminio-Aluminium 100-240V~ 50/60Hz CRI:>80



SISLEY

Santiago Sevillano

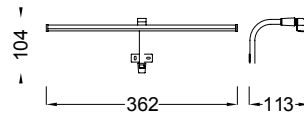


ErP
COMPLIANT

DRIVER
TÜV

RoHS
compliant

5085 Plata Cromo-Silver Chrome
LED 6W 4000K 420lm



Aluminio-Aluminium 100-240V~ 50/60Hz CRI: > 80

SISLEY

Santiago Sevillano

ErP
COMPLIANT

DRIVER
TÜV

RoHS
compliant



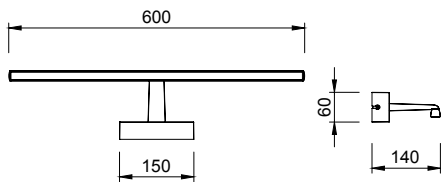
6361 Cromo-Chrome
LED 12W 795lm 3000K

6360 Cromo-Chrome
LED 8W 447lm 3000K

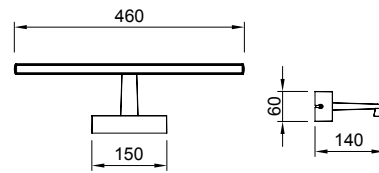
6363 Cromo-Chrome
LED 12W 840lm 4000K

6362 Cromo-Chrome
LED 8W 475lm 4000K

12W



8W



6365 Blanco-White
LED 12W 840lm 4000K

6364 Blanco-White
LED 8W 475lm 4000K



Aluminio-Aluminium 175-265V~ 50/60Hz CRI: > 80

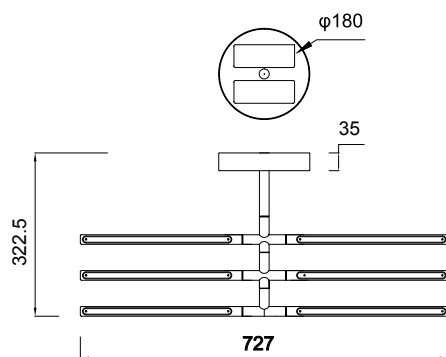


TORCH

3000K

6827 Blanco Mate-Matt White
LED 36W 2850lm

6828 Negro Mate-Matt Black
LED 36W 2850lm



6736
pág. 112



6738
pág. 116



6826
pág. 122



6703
pág. 36

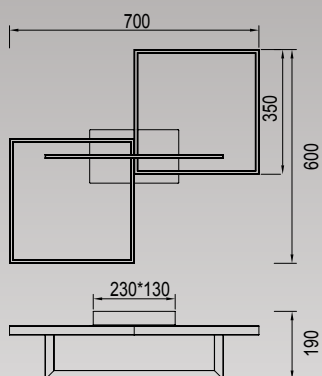



Aluminio-Aluminium 220-240V~ 50/60Hz CRI:> 80



6560 Blanco Mate-Matt White
LED 48W 3000K 3840lm

6561 Blanco Mate-Matt White
LED 48W 3000K 3840lm
Dimmable



6231
pág. 70



6563
pág. 114



6562
pág. 118




Aluminio-Aluminium 220-240V~ 50/60Hz CRI:> 80



MINI

Hugo Tejada

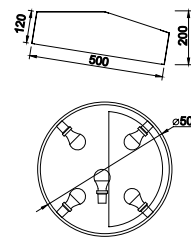
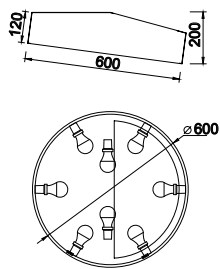
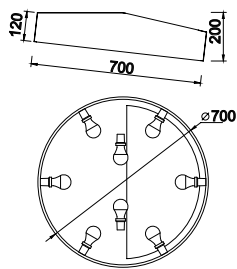


6164 Blanco-White
8 L × E27 máx. 20W LED

6166 Blanco-White
8 L × E27 máx. 20W LED

○ **6168** Blanco-White
5 L × E27 máx. 20W LED


● **6169** Plata-Silver
5 L × E27 máx. 20W LED





MINI

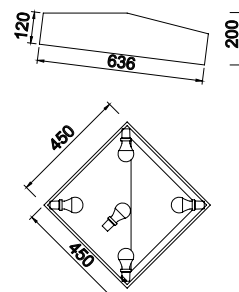
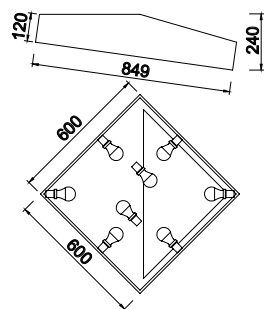
Hugo Tejada



6160 Blanco-White
8 L × E27 máx. 20W LED

○ **6162** Blanco-White
5 L × E27 máx. 20W LED

● **6163** Plata-Silver
5 L × E27 máx. 20W LED



5481
pág. 74



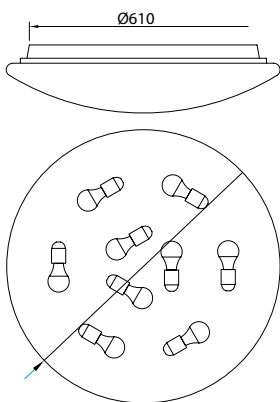
Metal/Acrílico-Metal/Acrylic 100-240V ~ 50/60Hz



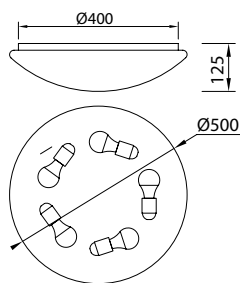
ZERO E27



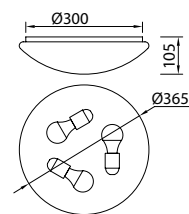
6055 Blanco-White
9L x E27 máx. 20W LED



5410 Blanco-White
5L x E27 máx. 20W LED



5411 Blanco-White
3L x E27 máx. 20W LED



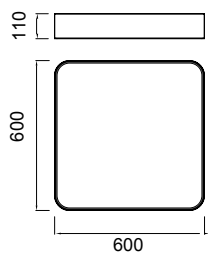
Metal/Acrílico-Metal/Acrylic 100-240V ~ 50/60Hz



CUMBUCO

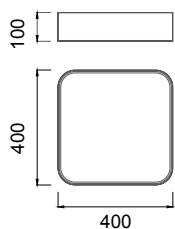
5513 Blanco-White
LED 80W 6000lm 4000K

6153 Blanco-White
LED 80W 5650lm 3000K



5502 Blanco-White
LED 35W 2625lm 4000K

6152 Blanco-White
LED 35W 2350lm 3000K




Metal Acrílico-Metal Acrylic 100-250V~ 50/60Hz CRI:> 80

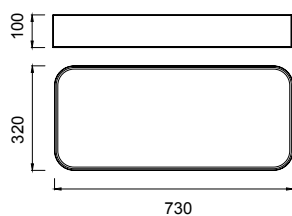



CUMBUCO

5503 Blanco-White
LED 85W 6375lm 4000K



5501 Blanco-White
LED 50W 3750lm 4000K



Metal Acrílico-Metal Acrylic 100-250V~ 50/60Hz CRI:> 80

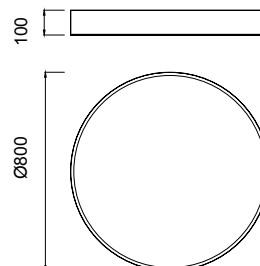
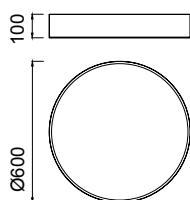


5500 Blanco-White
LED 50W 3750lm 4000K

5508 Blanco-White
LED 90W 6750lm 4000K

6150 Blanco-White
LED 50W 3500lm 3000K

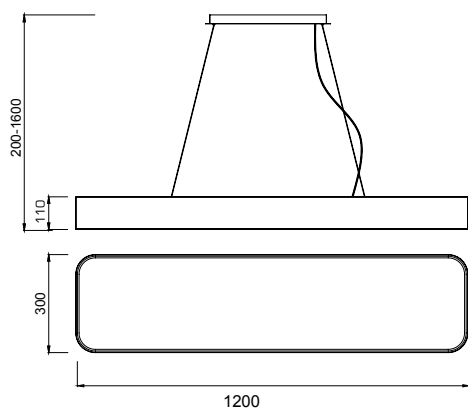
6151 Blanco-White
LED 90W 6400lm 3000K



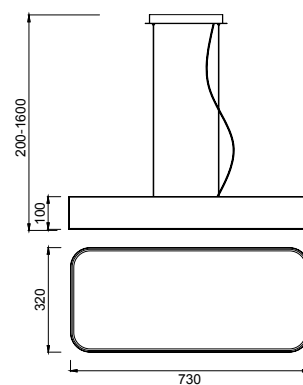
CUMBUCO



5503 + KIT 5517

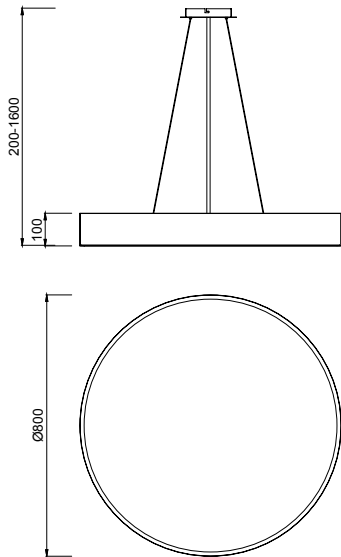


5501 + KIT 5517



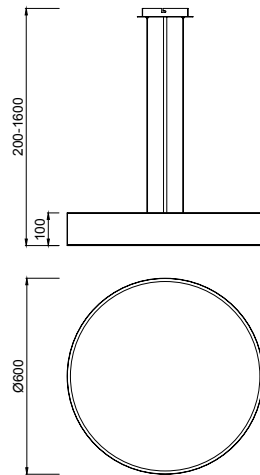
6151 + KIT 5515

5508 + KIT 5515



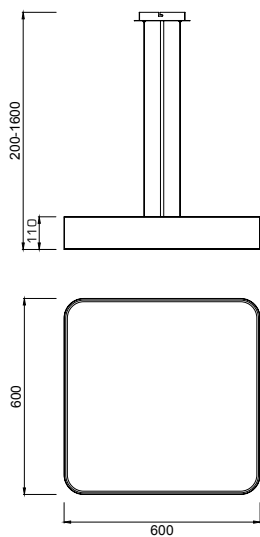
6150 + KIT 5515

5500 + KIT 5515



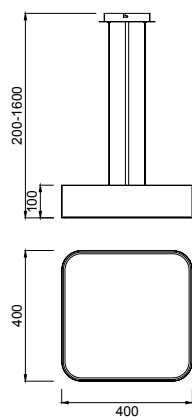
6153 + KIT 5516

5513 + KIT 5516



6152 + KIT 5516

5502 + KIT 5516



SAONA SUPERFICIE

6626 Blanco Mate-Matt White
LED 30W 2550lm 3000K

6624 Blanco Mate-Matt White
LED 24W 2040lm 3000K

6627 Blanco Mate-Matt White
LED 30W 2700lm 4000K

6625 Blanco Mate-Matt White
LED 24W 2160lm 4000K



6622 Blanco Mate-Matt White
LED 14W 1190lm 3000K

6620 Blanco Mate-Matt White
LED 8W 680lm 3000K

6623 Blanco Mate-Matt White
LED 14W 1190lm 4000K

6621 Blanco Mate-Matt White
LED 8W 720lm 4000K



Downlight en superficie para paredes y soluciones sin falso techo.



Aluminio-Aluminium 200-240V~ 50/60Hz CRI: > 80

SAONA SUPERFICIE



ErP
COMPLIANT

DRIVER
TÜV

RoHS
compliant

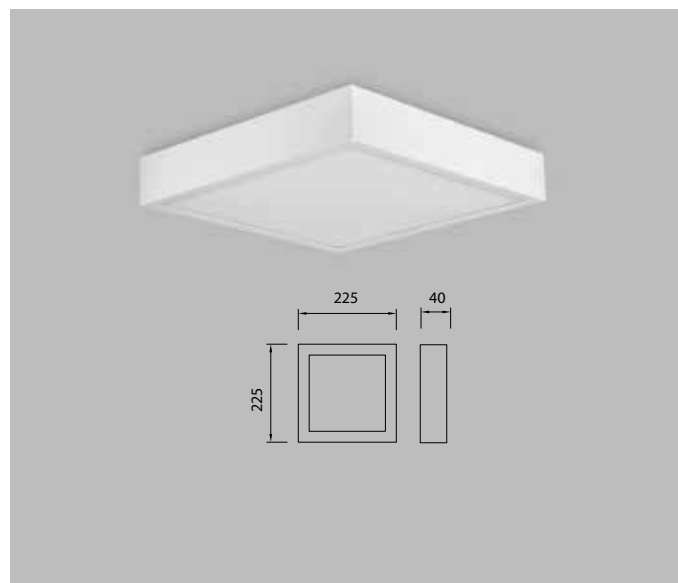
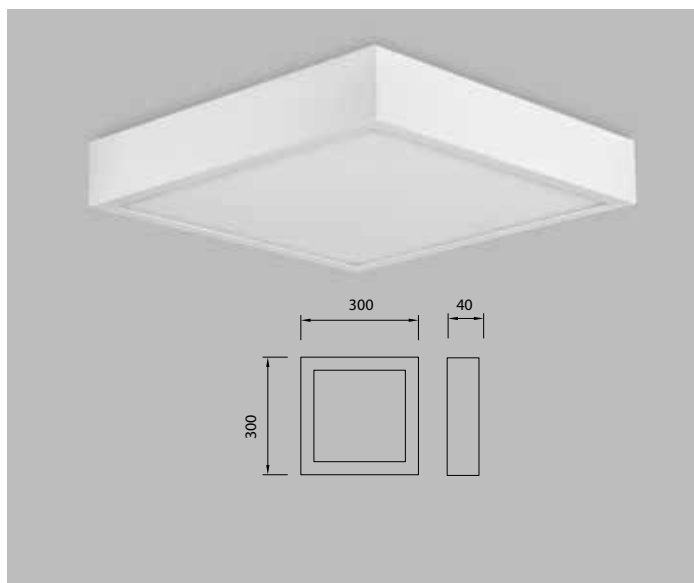
SAONA SUPERFICIE

6634 Blanco Mate-Matt White
LED 30W 2550lm 3000K

6632 Blanco Mate-Matt White
LED 24W 2040lm 3000K

6635 Blanco Mate-Matt White
LED 30W 2700lm 4000K

6633 Blanco Mate-Matt White
LED 24W 2160lm 4000K


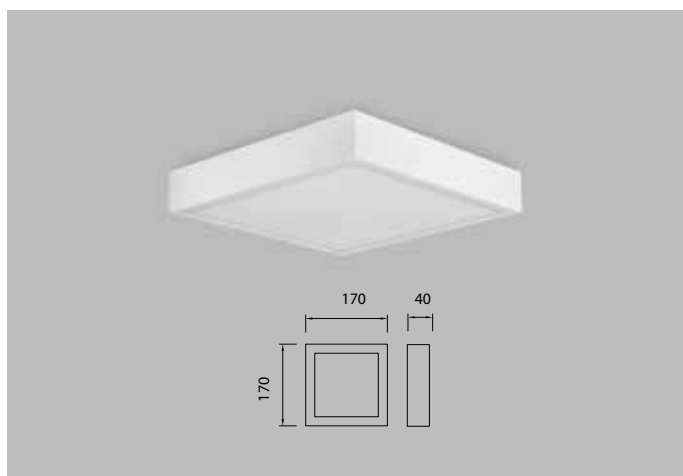


6630 Blanco Mate-Matt White
LED 14W 1190lm 3000K

6628 Blanco Mate-Matt White
LED 8W 680lm 3000K

6631 Blanco Mate-Matt White
LED 14W 1260lm 4000K

6629 Blanco Mate-Matt White
LED 8W 720lm 4000K



Downlight en superficie para paredes y soluciones sin falso techo.



Aluminio-Aluminium 200-240V~ 50/60Hz CRI: > 80

SAONA SUPERFICIE



ErP
COMPLIANT

DRIVER
TÜV

RoHS
compliant

TORCH

6735 Blanco Mate-Matt White
LED 25W 3000K 1950lm

6736 Negro Mate-Matt Black
LED 25W 3000K 1950lm



6738
pág. 116



6826
pág. 122



6703
pág. 34



6828
pág. 92

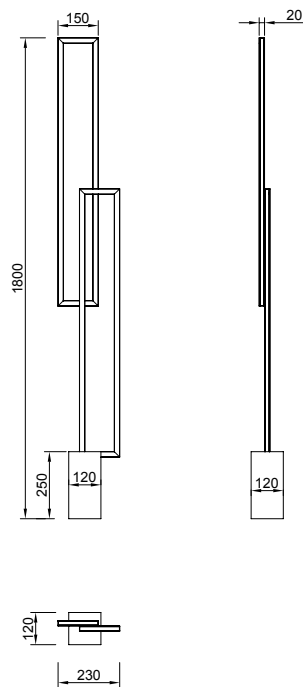



Aluminio-Aluminium 220-240V~50/60Hz CRI:> 80

TORCH



6563 Blanco-White
LED 48W 3000K 3800 lm
Dimmable



Aluminium/Iron/Acrílico-Aluminium/Iron/Acrylic 220-240V~ 50/60Hz CRI: > 80

MURAL



TORCH

6738 Negro Mate-Matt Black
LED 11W 3000K 900lm

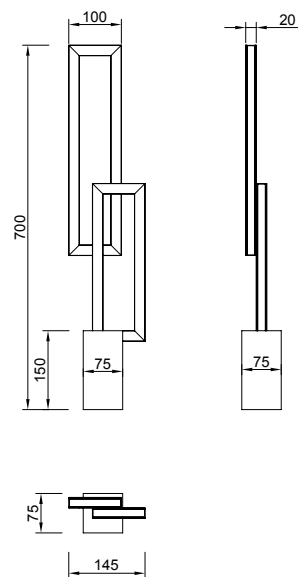
6737 Blanco Mate-Matt White
LED 11W 3000K 900lm



Aluminio-Aluminium 220-240V~50/60Hz CRI:> 80



6562 Blanco-White
LED 18W 3000K 1380 lm



Aluminium/Iron/Acrílico-Aluminium/Iron/Acrylic 220-240V~ 50/60Hz CRI: ≥ 80



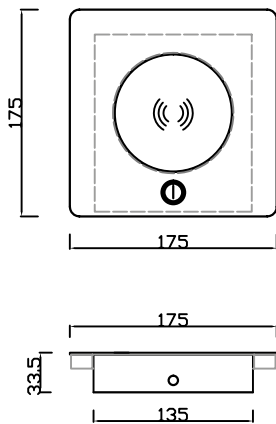
ZANZIBAR

3000K

6716 Negro -Black
LED 6W 450 lm



*** Cargador De Inducción Teléfono-Cell Phone Induction Charger**



LED 6W 450 lm

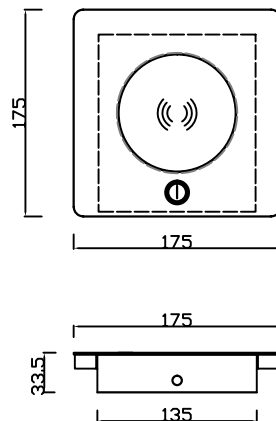


Aluminio/Metal-Aluminium/Metal 220-240V~ 50/60Hz CRI: > 80

6715 Blanco-White
LED 6W 450 lm



*** Cargador De Inducción Teléfono-Cell Phone Induction Charger**



Aluminio/Metal-Aluminium/Metal 220-240V~50/60Hz CRI:≥ 80

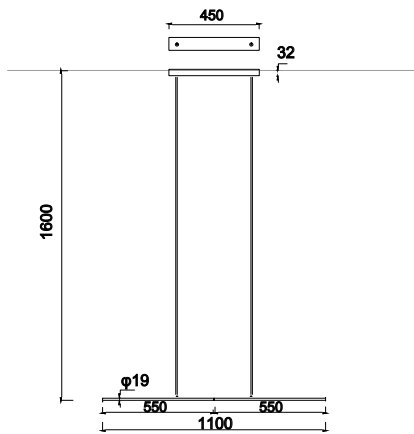
TORCH

3000K

6825 Blanco Mate-Matt White
LED 22W 1750lm



6826 Negro Mate-Matt Black
LED 22W 1750lm



6736
pág. 112



6738
pág. 116



6703
pág. 34



6828
pág. 92



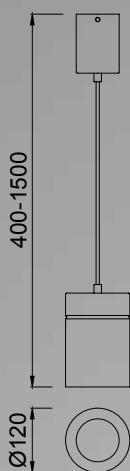
Aluminio-Aluminium 220-240V~50/60Hz CRI:> 80



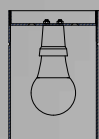
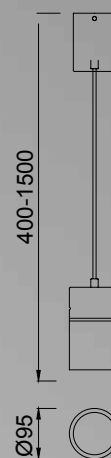
ARUBA

Colgante-Pendant lamp

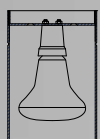
5622 Blanco mate-Matt White
1L x E27



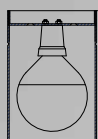
5623 Blanco mate-Matt White
1L x E27



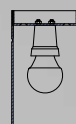
Standard Bulb: Ø60*108



R90 Bulb: Ø90*117



G95 Bulb: Ø95*131



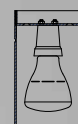
Steric Bulb: Ø45*78



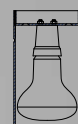
Mini-Standard Bulb: Ø55*103



Standard Bulb: Ø60*108



R83 Bulb: Ø83*105

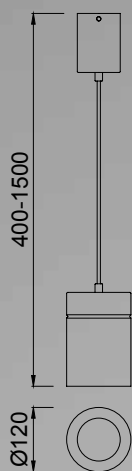


R80 Bulb: Ø80*116

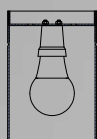
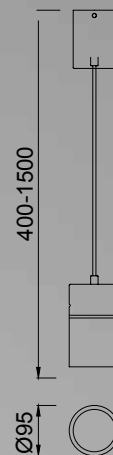


Metal-Metal 100-240V ~ 50/60Hz máx. 20WLED

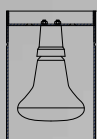
5624 Plata-Silver
1L x E27



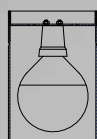
5625 Plata-Silver
1L x E27



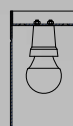
Standard Bulb: Ø60*108



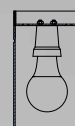
R90 Bulb: Ø90*117



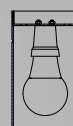
G95 Bulb: Ø95*131



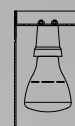
Spheric Bulb: Ø45*78



MiniStandard Bulb: Ø55*103



Standard Bulb: Ø60*108



R83 Bulb: Ø83*105

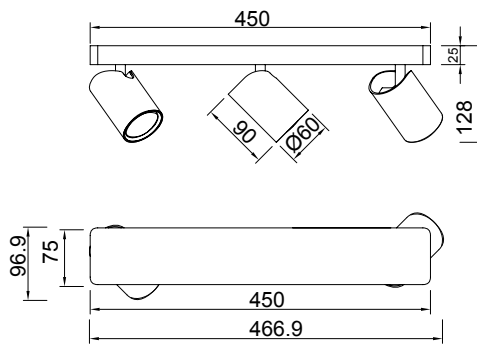


R80 Bulb: Ø80*116

6281 Blanco Mate-Matt White
3L×GU10



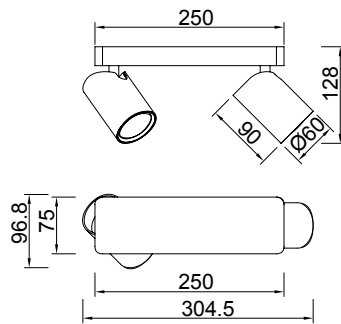
6711 Negro Mate-Matt Black
3L×GU10



6282 Blanco Mate-Matt White
2L×GU10



6712 Negro Mate-Matt Black
2L×GU10



6284
pág. 40

6283
pág. 140

6281
pág. 140

Bombillas Recomendadas/ Suggested Bulbs
R09196 R09214 R09197

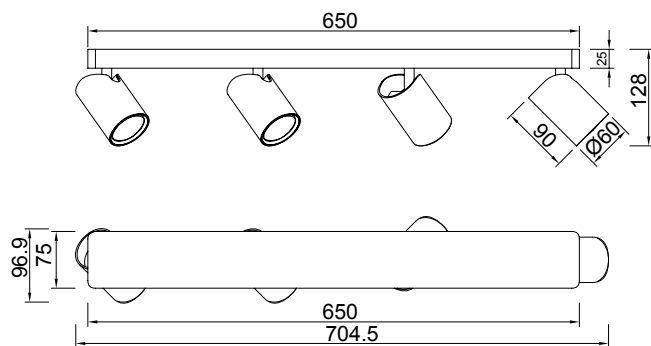


Aluminio-Aluminium 100-240V~ 50/60Hz máx. 10 WLED

6280 Blanco Mate-Matt White
4L×GU10



6710 Negro Mate-Matt Black
4L×GU10

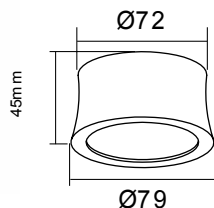


6830 Blanco *Arena-Sand White*
LED 7W 3000K 520 lm

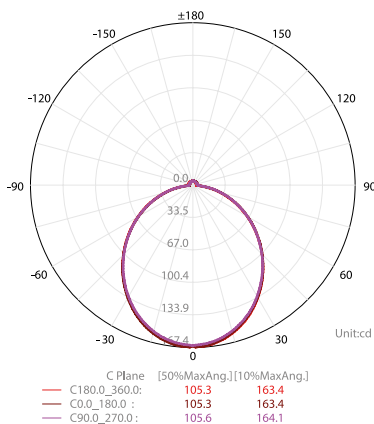
6833 Negro *Arena-Sand Black*
LED 7W 3000K 520 lm

6832 Blanco *Arena-Sand White*
LED 7W 4000K 560 lm

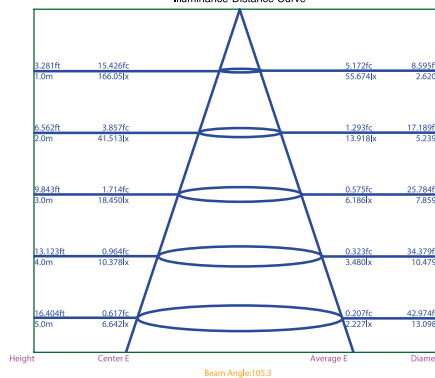
6831 Negro *Arena-Sand Black*
LED 7W 4000K 560 lm



C Plane Distribution Diagram



Illuminance-Distance Curve



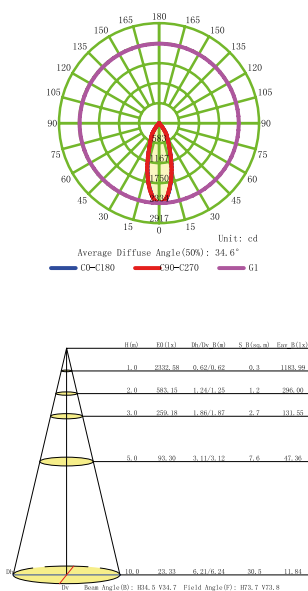
Aluminio-Aluminium 220-240V~50/60Hz CRI:≥ 80



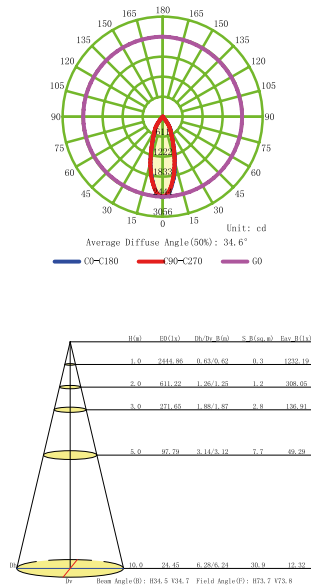
COLUMBRETES



CO087 Blanco Mate-Matt White
LED 12W 3000K 1040 lm



CO088 Blanco Mate-Matt White
LED 12W 4000K 1090 lm



Aluminio-Aluminium 220-240V~ 50/60Hz CRI:> 80

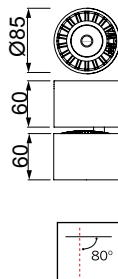
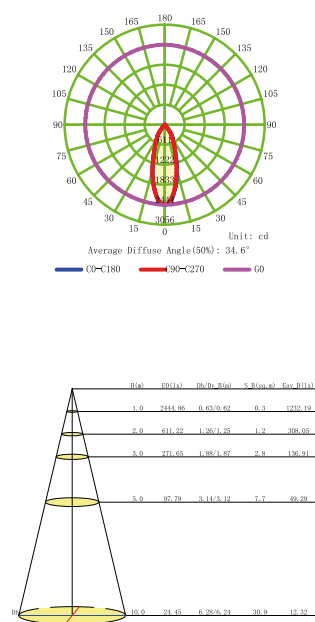
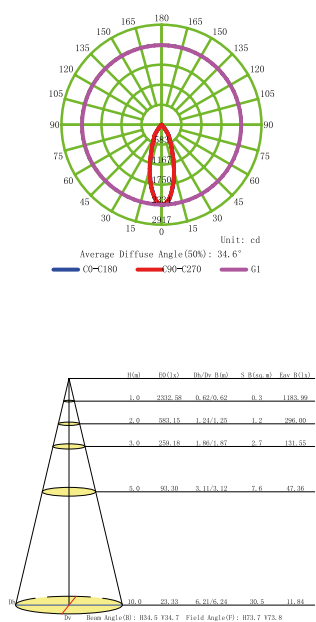


COLUMBRETES



C0085 Blanco Mate-Matt White
LED 12W 3000K 1040 lm

C0086 Blanco Mate-Matt White
LED 12W 4000K 1090 lm



Aluminio-Aluminium 220-240V~ 50/60Hz CRI:> 80

COLUMBRETES



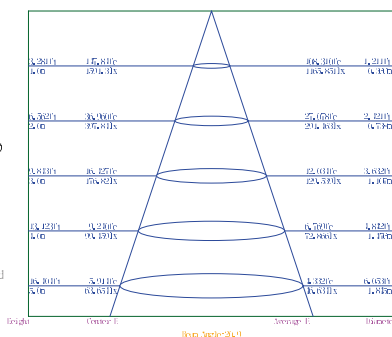
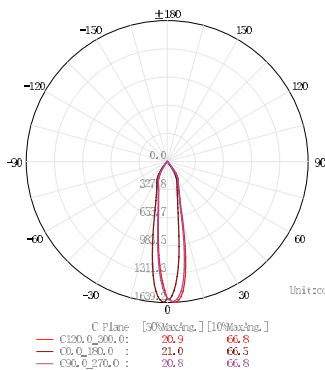
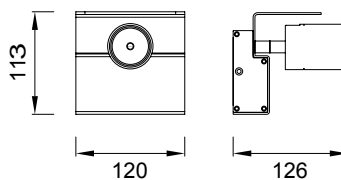
ErP
COMPLIANT

DRIVER
TÜV

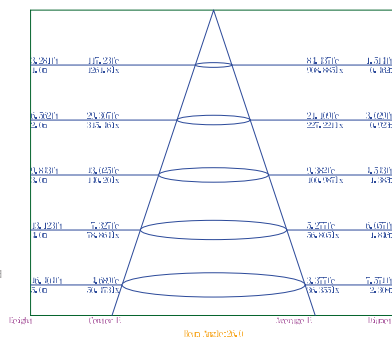
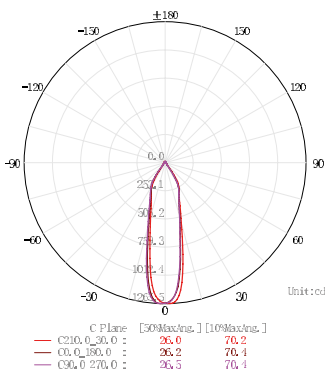
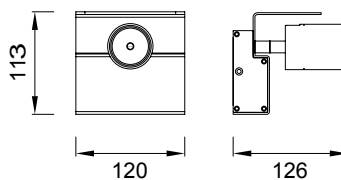
RoHS
compliant

BORACAY

5717 Blanco Mate + Negro-Matt White+Black LED 7W 3000K 550 lm

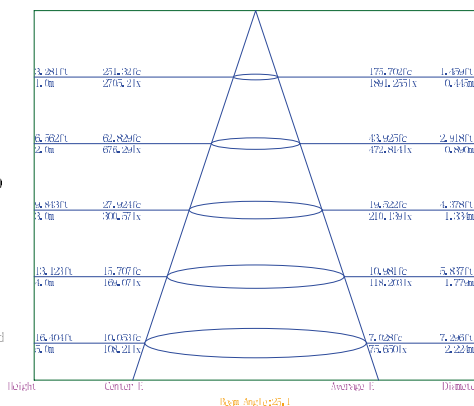
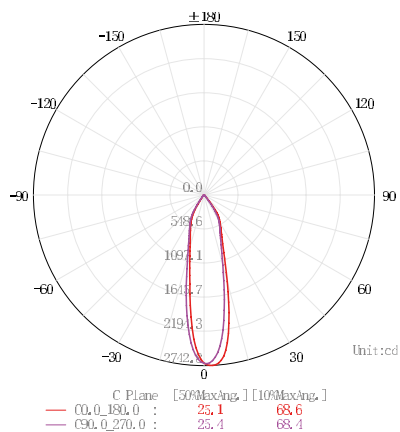
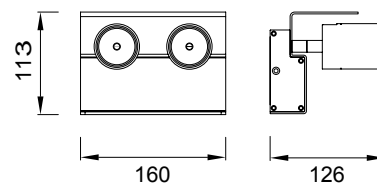


5718 Blanco Mate + Negro-Matt White+Black LED 7W 4000K 610 lm



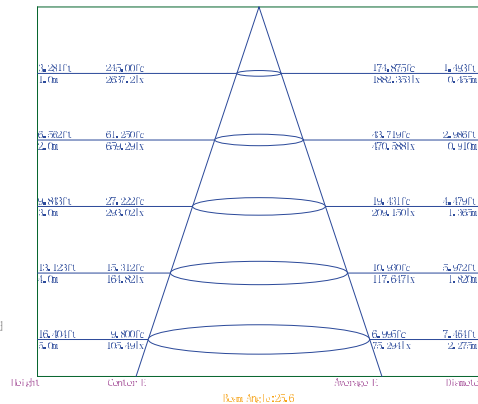
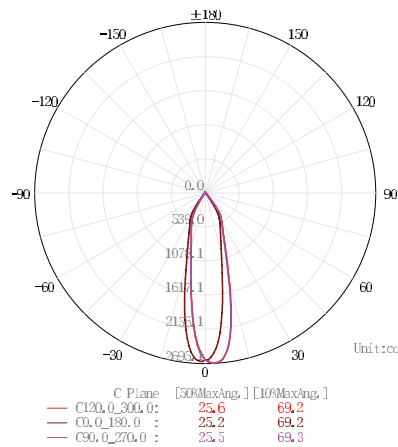
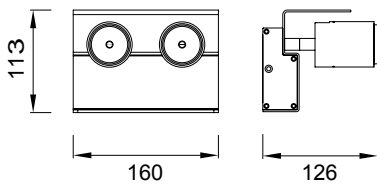


5719 Blanco Mate + Negro-Matt White+Black
LED 2x7W 3000K 1100 lm



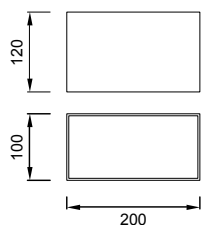
Aluminio-Aluminium 220-240V~ 50/60Hz CRI:> 80

5720 Blanco Mate + Negro-Matt White+Black
LED 2x7W 4000K 1220 lm



Aluminio-Aluminium 220-240V~ 50/60Hz CRI:≥ 80

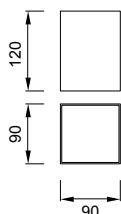
5632 Blanco mate-*Matt White*
2 X GU10



5630 Plata-*Silver*
2 X GU10



5633 Blanco mate-*Matt White*
1 X GU10



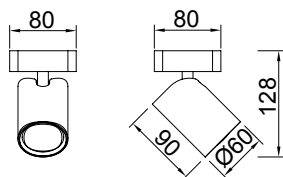
5631 Plata-*Silver*
1 X GU10





6283 Blanco Mate-Matt White
1×GU10

6713 Negro Mate-Matt Black
1×GU10



6284
pág. 40



6281
pág. 126



6281
pág. 140

Bombillas Recomendadas/ Suggested Bulbs
R09196 R09214 R09197



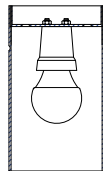
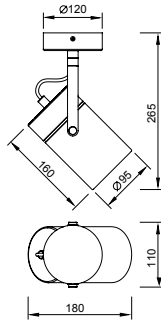
Aluminio-Aluminium 100-240V~ 50/60Hz máx. 10 WLED



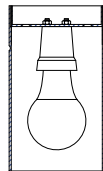
6015 Blanco-White
1L x E27



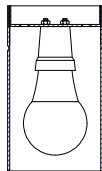
6016 Plata-Silver
1L x E27



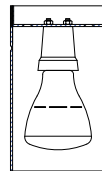
Spheric Bulb: Ø45*78



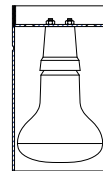
MiniStandard Bulb: Ø55*103



Standard Bulb: Ø60*108



R63 Bulb: Ø63*105



R80 Bulb: Ø80*116



6044
pág. 144



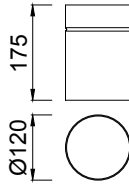
5622
pág. 114



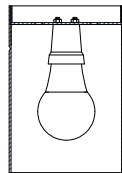
Metal-Metal 100-240V~ 50/60Hz máx. 20W LED



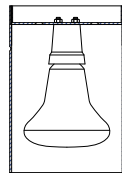
5626 Blanco-White
1L x E27



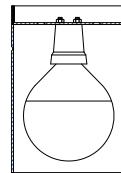
5628 Plata-Silver
1L x E27



Standard Bulb: Ø60*108

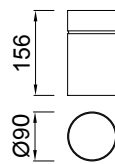


R90 Bulb: Ø90*117

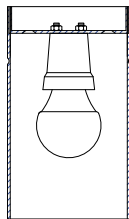


G95 Bulb: Ø95*131

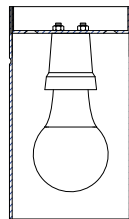
5627 Blanco-White
1L x E27



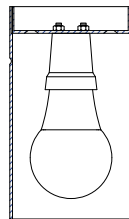
5629 Plata-Silver
1L x E27



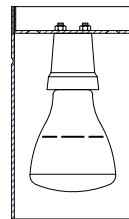
Sferic Bulb: Ø45*78



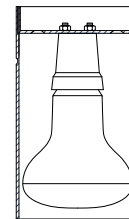
MiniStandard Bulb: Ø55*103



Standard Bulb: Ø60*108



R63 Bulb: Ø63*105



R80 Bulb: Ø80*116



Metal-Metal 100-240V~ 50/60Hz máx. 20W LED



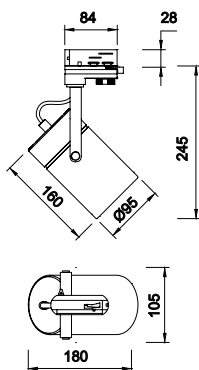
6044 Blanco-White

1L x E27

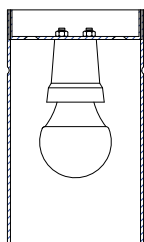


6045 Negro-Black

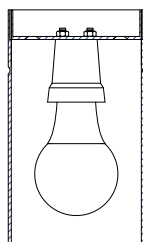
1L x E27



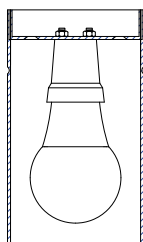
Carril trifásico (4 Cables) Track three phase (4 wires)



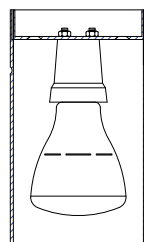
Spheric Bulb: Ø45*78



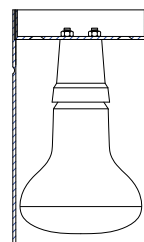
MiniStandard Bulb: Ø55*103



Standard Bulb: Ø60*108



R63 Bulb: Ø63*105



R80 Bulb: Ø80*116



Metal-Metal 110-240V~ 50/60Hz máx 20W Led

6044-5622



6717 Blanco-White
1xGU10



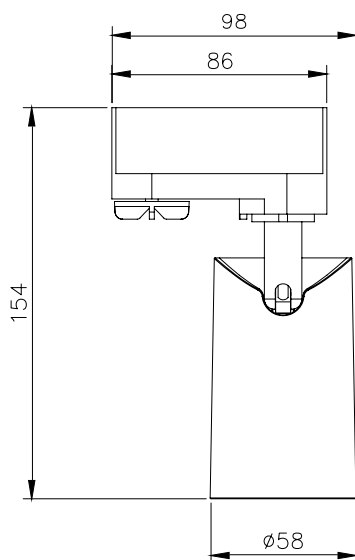
6718 Negro-Black
1xGU10



6284
pág. 40

6283
pág. 140

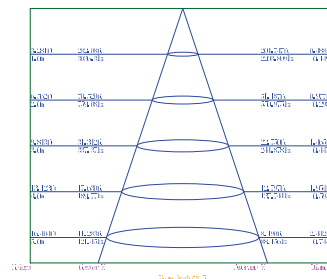
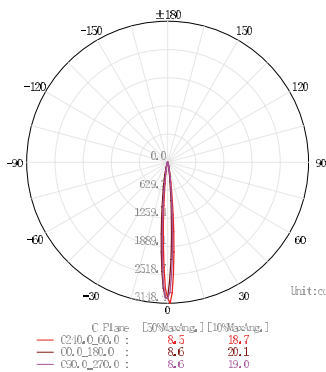
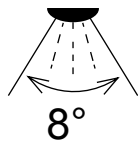
6281
pág. 126



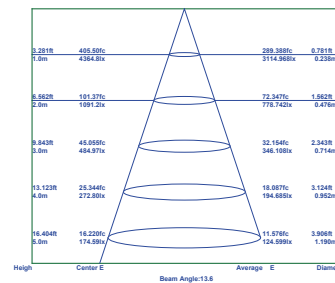
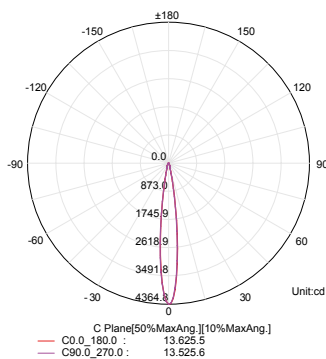
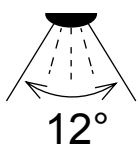


GUINCHO

6855 Blanco *Arena-Sand White*
LED 3W 3000K 210lm

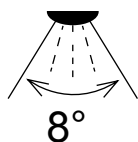
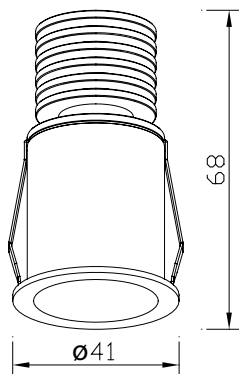


6857 Blanco *Arena-Sand White*
LED 5W 3000K 350lm



Aluminio-Aluminium 220-240V~ 50/60Hz CRI>=80

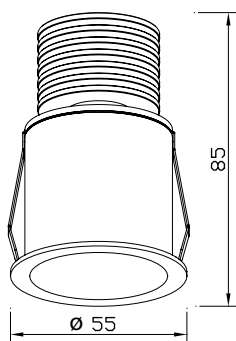
6859 Blanco *Arena-Sand White*
LED 3W 4000k 210lm



6860 Negro *Arena-Sand Black*
LED 3W 4000k 210lm



6861 Blanco *Arena-Sand White*
LED 5W 4000k 350lm



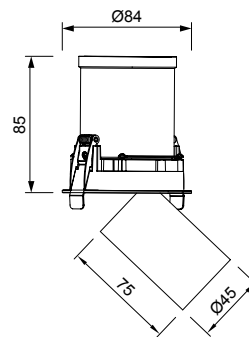
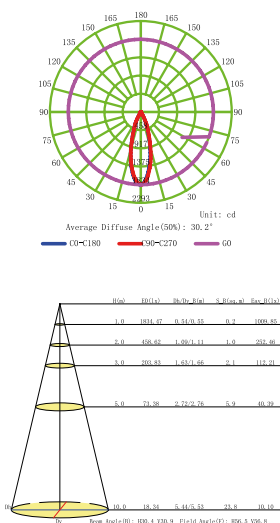
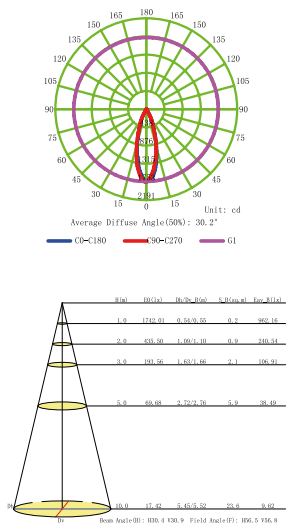
6862 Negro *Arena-Sand Black*
LED 5W 4000k 350lm





6400 Blanco-White
7W 3000K 610lm

6401 Blanco-White
7W 4000K 630lm



ErP COMPLIANT **DRIVER TÜV** **RoHS** compliant

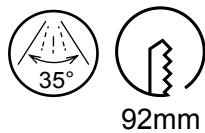
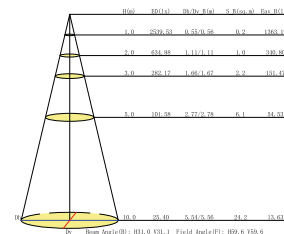
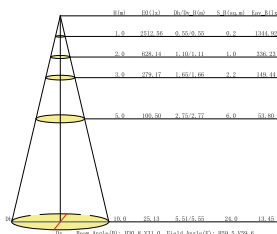
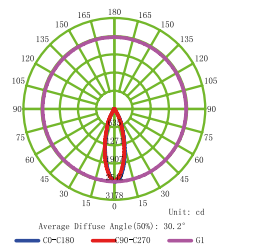
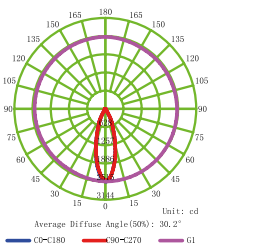
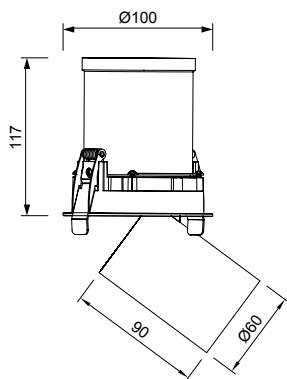
35°
75mm





6402 Blanco-White
12W 3000K 1020lm

6403 Blanco-White
12W 4000K 1080lm



FORMENTERA

C0073-C0074



C0071-C0072



C0077-C0078



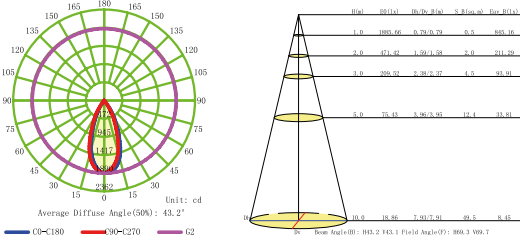
C0075-C0076




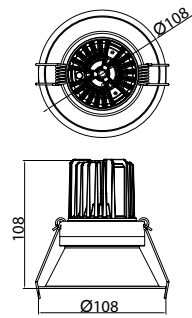
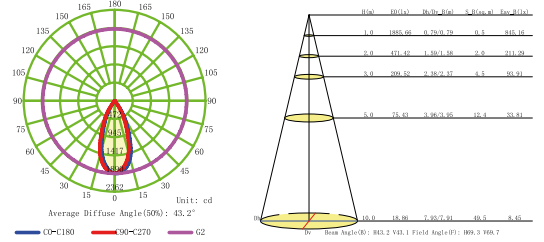


FORMENTERA

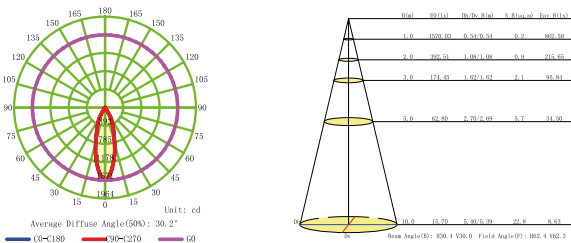
C0073 Blanco Mate-Matt White
LED 12W 3000K 1040lm




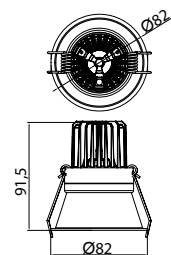
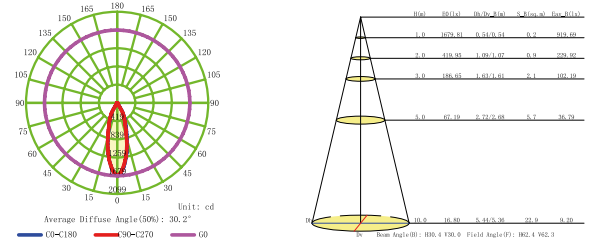
C0074 Blanco Mate-Matt White
LED 12W 4000K 1080lm



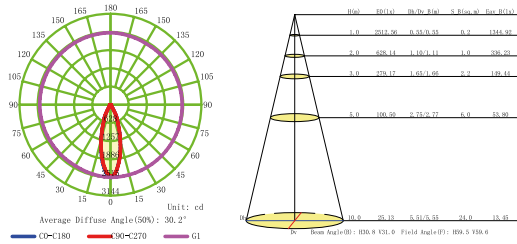
C0071 Blanco Mate-Matt White
LED 7W 3000K 610lm



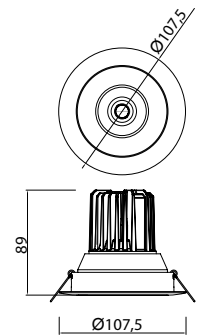
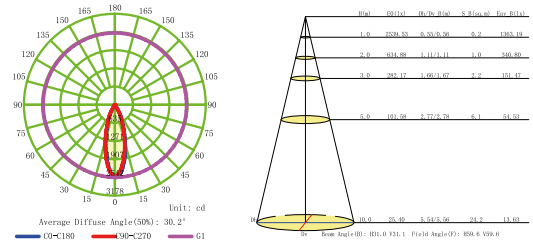
C0072 Blanco Mate-Matt White
LED 7W 4000K 650lm



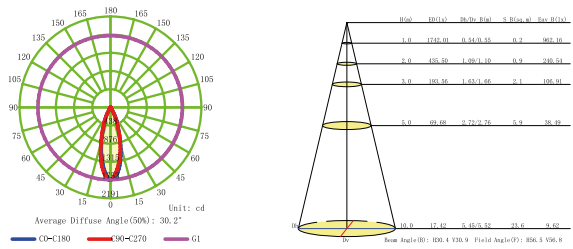
CO077 Blanco Mate-Matt White
LED 12W 3000K 1040lm



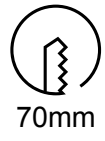
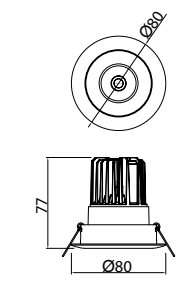
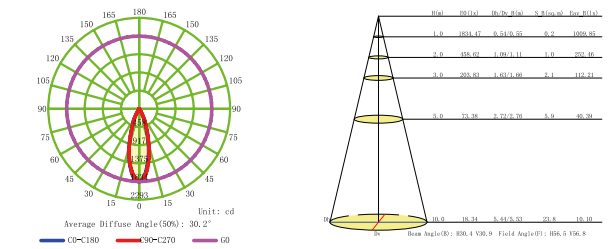
CO078 Blanco Mate-Matt White
LED 12W 4000K 1080lm



CO075 Blanco Mate-Matt White
LED 7W 3000K 610lm

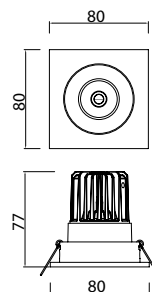
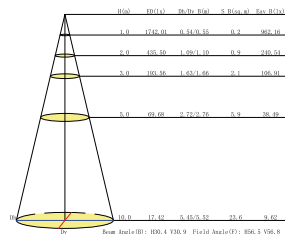
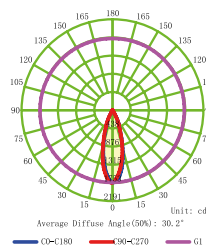


CO076 Blanco Mate-Matt White
LED 7W 4000K 650lm



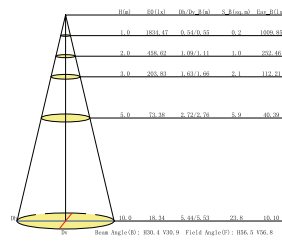
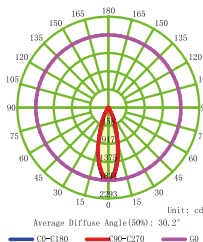
FORMENTERA

C0079 Blanco Mate-Matt White
LED 7W 3000K 610lm



C0079-C0080

C0080 Blanco Mate-Matt White
LED 7W 4000K 650lm



Aluminio-Aluminium 220-240V~ 50/60Hz CRI>= 80

FORMENTERA



ErP
COMPLIANT

DRIVER
TÜV

RoHS
compliant



Ref.C0041 - Ref.C0042



Ref.C0047 - Ref.C0048





Ref.C0043 - Ref.C0044



Ref.C0049 - Ref.C0050



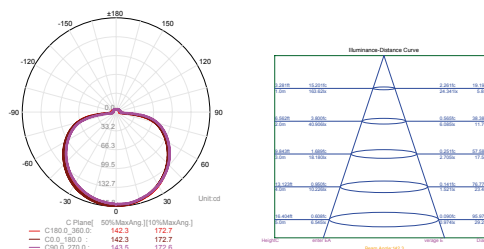
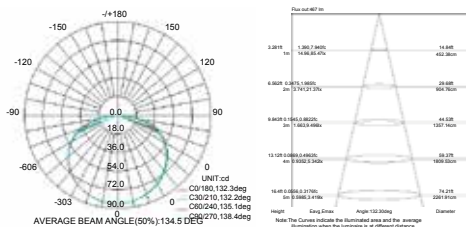
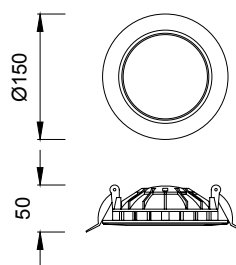





CO041 Blanco Mate-Matt White
LED 6W 3000K 540lm

CO042 Blanco Mate-Matt White
LED 6W 4000K 540lm

CO047 Blanco Mate-Matt White
LED 12W 3000K 1080lm

CO048 Blanco Mate-Matt White
LED 12W 4000K 1080lm



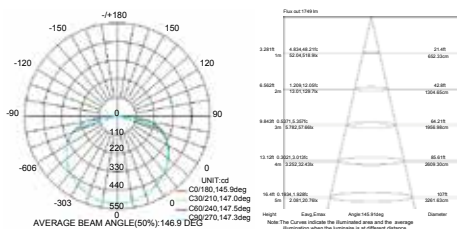
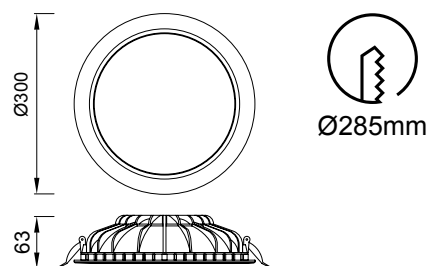
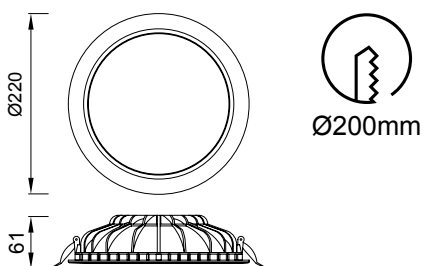


C0043 Blanco Mate-Matt White
LED 24W 3000 K 2160lm

C0044 Blanco Mate-Matt White
LED 24W 4000 K 2160lm

C0049 Blanco Mate-Matt White
LED 30W 3000 K 2550lm

C0050 Blanco Mate-Matt White
LED 30W 4000 K 2600lm

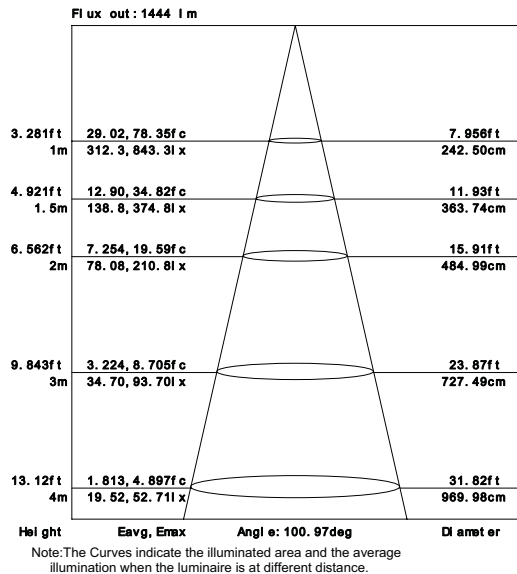
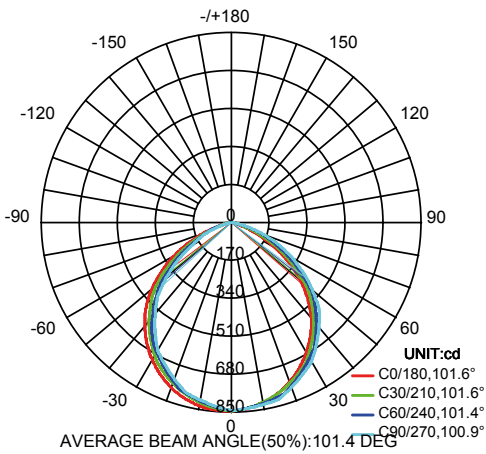
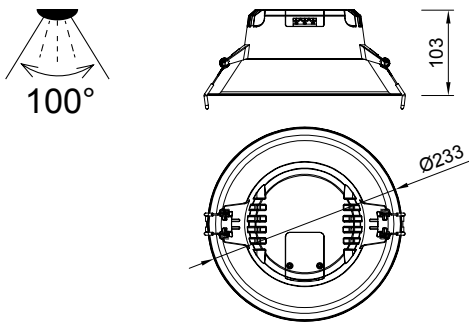


MEDANO



6395 Blanco-White
LED 21W 3000K 1900lm

6396 Blanco-White
LED 21W 4000K 2100lm

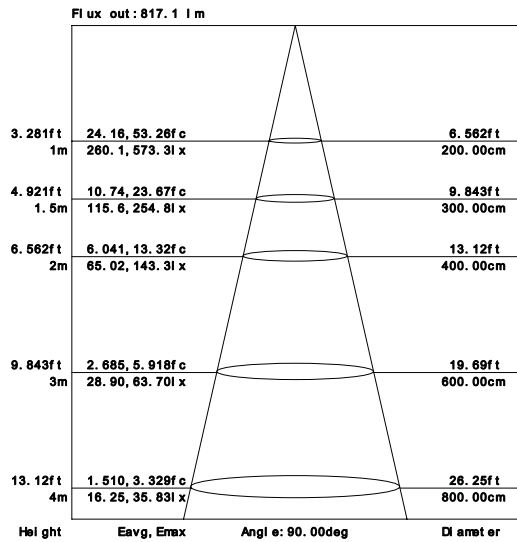
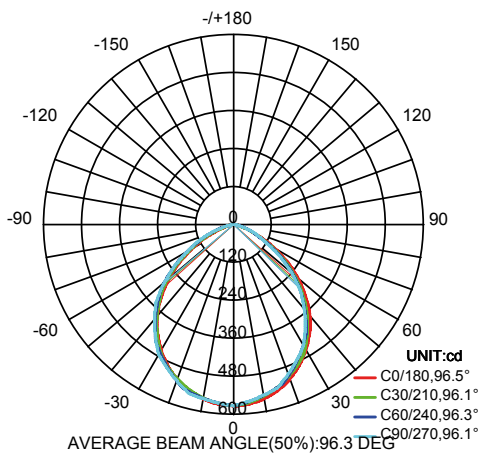
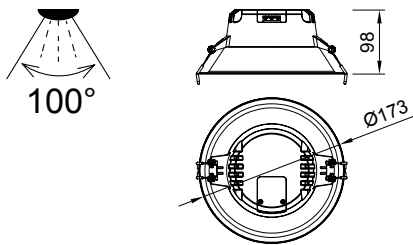


SPCC-PBT / PC 220-240V~ 50/60Hz CRI: ≥ 80



6398 Blanco-White
LED 12W 3000K 1100lm

6399 Blanco-White
LED 12W 4000K 1200lm



C0180-C0184



C0181-C0185



C0182-C0186



C0183-C0187







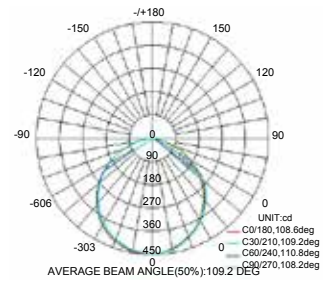
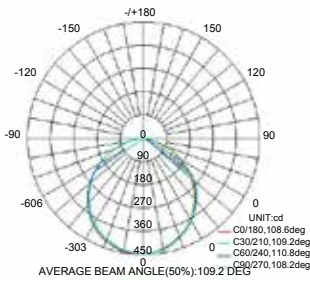
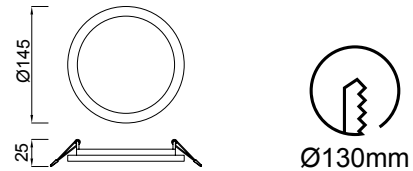
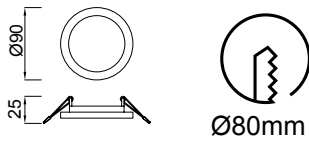



C0180 Blanco Mate-Matt White
LED 6W 540lm 4000K

C0181 Blanco Mate-Matt White
LED 12W 1080lm 4000K

C0184 Blanco Mate-Matt White
LED 6W 520lm 3000K

C0185 Blanco Mate-Matt White
LED 12W 990lm 3000K



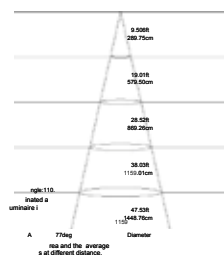

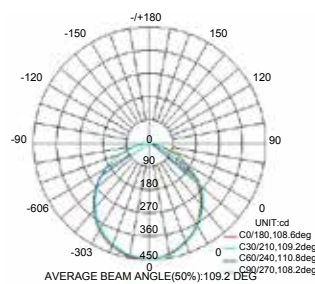
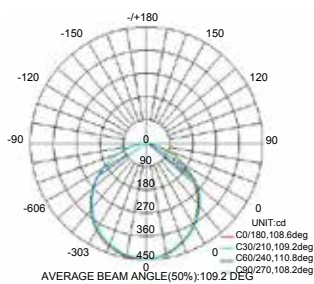
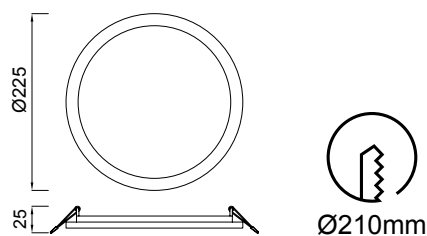
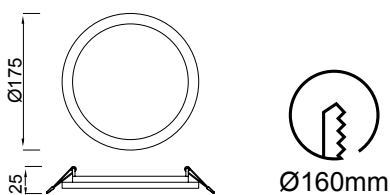


C0182 Blanco Mate-Matt White
LED 18W 1620lm 4000K

C0183 Blanco Mate-Matt White
LED 24W 2200lm 4000K

C0186 Blanco Mate-Matt White LED
LED 18W 1580lm 3000K

C0187 Blanco Mate-Matt White
LED 24W 2090lm 3000K



SAONA

C0190-C0194



C0191-C0195



C0192-C0196



C0193-C0197







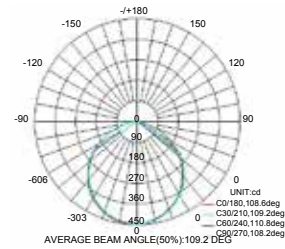
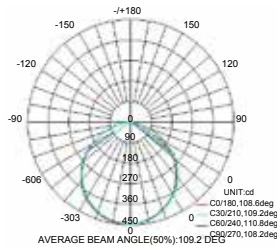
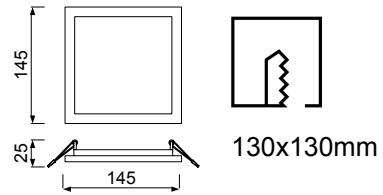
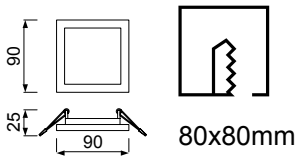


C0190 Blanco Mate-Matt White
LED 6W 540lm 4000K

C0191 Blanco Mate-Matt White
LED 12W 1080lm 4000K

C0194 Blanco Mate-Matt White
LED 6W 520lm 3000K

C0195 Blanco Mate-Matt White
LED 12W 990lm 3000K





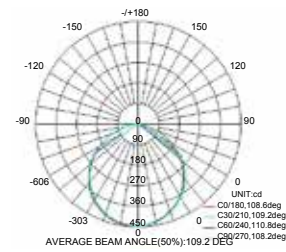
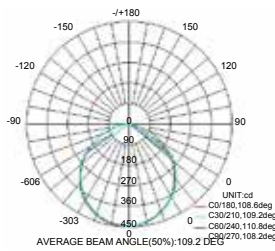
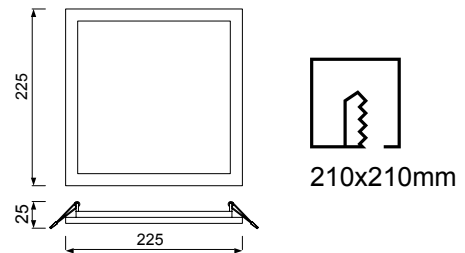
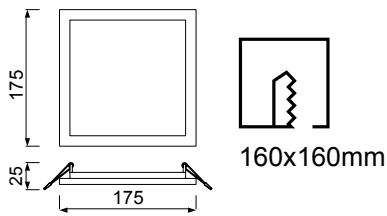


C0192 Blanco Mate-Matt White
LED 18W 1620lm 4000K

C0193 Blanco Mate-Matt White
LED 24W 2200lm 4000K

C0196 Blanco Mate-Matt White
LED 18W 1590lm 3000K

C0197 Blanco Mate-Matt White
LED 24W 2090lm 3000K



BÁSICO GU10

C0002

Nickel Satinado/Cromo
Satin Nickel /Chrome



C0001



C0004

Blanco Mate
Matt White



C0003



C0006

Aluminio Pulido
Polished Aluminium



C0005

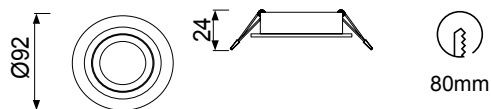
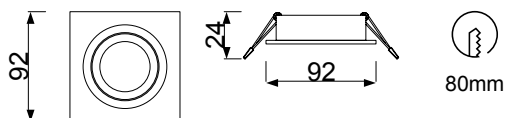


C0008

Negro Mate
Matt Black



C0007



Aluminio-Aluminium 100-240V ~ 50/60Hz 1xGU10 máx 12 W

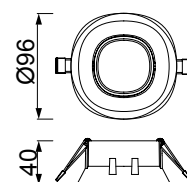


COMFORT GU10

C0160 Blanco Mate-Matt White
1 × GU10



C0161 Plata mate-Matt silver
1 × GU10



C0164 Negro Mate-Matt Black
1 × GU10



Aluminio-Aluminium 100-240V ~ 50/60Hz máx 12WLED

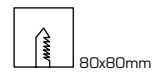
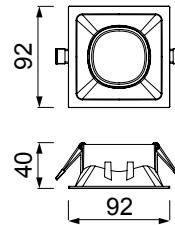


COMFORT GU10

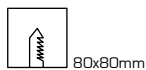
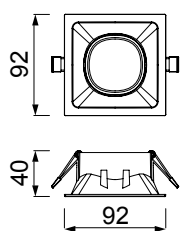
C0162 Blanco Mate-Matt White
1 × GU10



C0163 Plata mate-Matt silver
1 × GU10



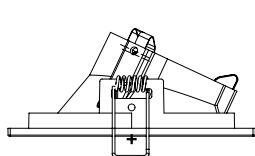
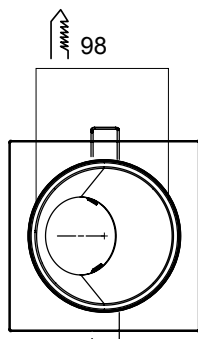
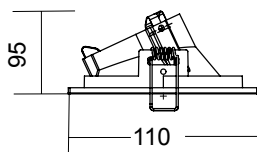
C0165 Negro Mate-Matt Black
1 × GU10



Aluminio-Aluminium 100-240V ~ 50/60Hz máx 12WLED

BRANDON

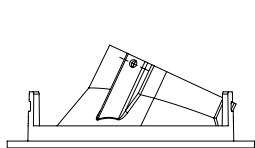
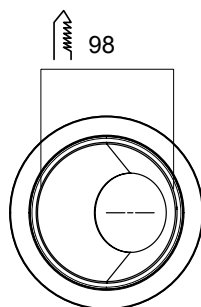
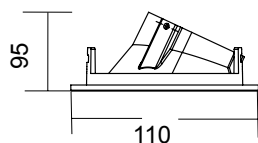
6902 Blanco Mate-Matt White
1 × GU10



6903 Negro Mate-Matt Black
1 × GU10



6900 Blanco Mate-Matt White
1 × GU10



6901 Negro Mate-Matt Black
1 × GU10



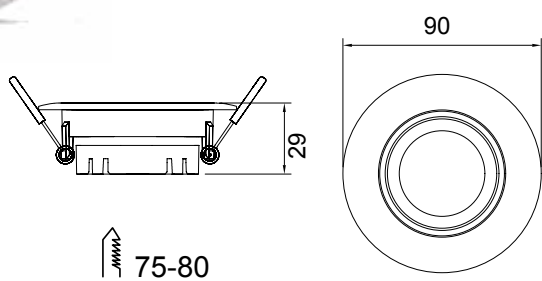


LAMBOR JINI

6835 Blanco-White
1 × GU10



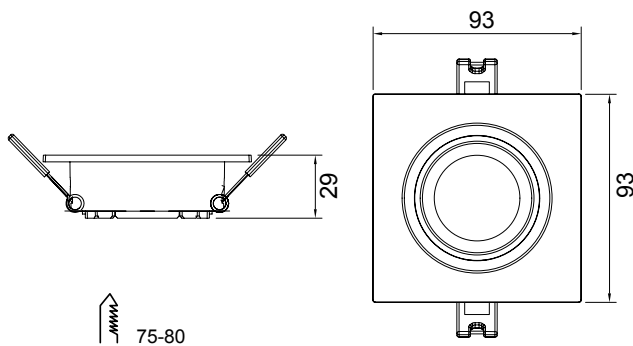
6836 Negro-Black
1 × GU10



6837 Blanco-White
1 × GU10



6838 Negro-Black
1 × GU10





LAMBOR JINI

6839 Blanco-White

1 × GU10

6840 Negro-Black

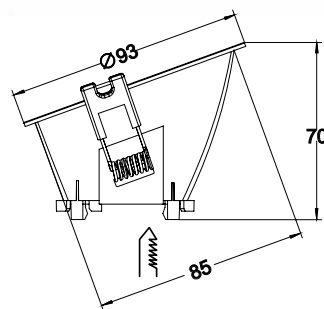
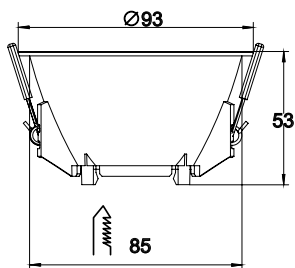
1 × GU10 m

6843 Blanco-White

1 × GU10

6844 Negro-Black

1 × GU10



6841 Blanco-White

1 × GU10

6842 Negro-Black

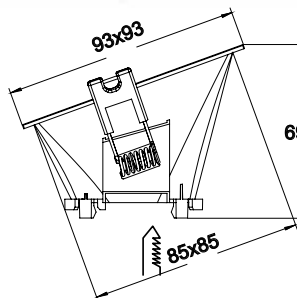
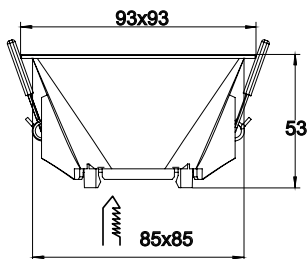

1 × GU10

6845 Blanco-White

1 × GU10

6846 Negro-Black

1 × GU10



PCB by
SAMSUNG

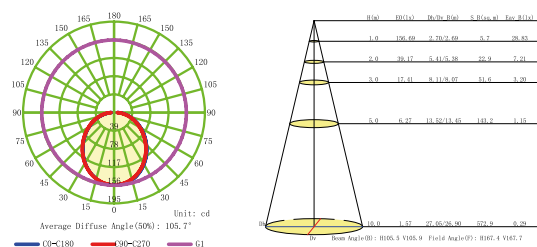
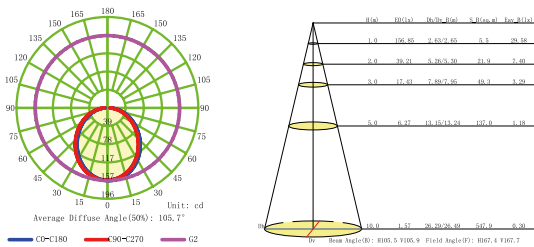
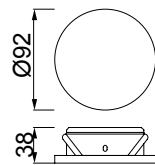
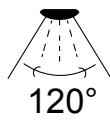
PCB by samsung 100-240V ~ 50/60Hz máx 12WLED





C0083 Blanco Mate-Matt White
LED 7W 3000 K 490lm

C0084 Blanco Mate-Matt White
LED 7W 4000 K 520lm



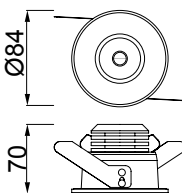
Aluminio-Aluminium 220-240V~50/60Hz CRI: > 80

METACRILATO

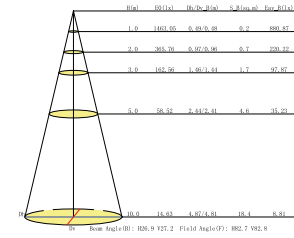
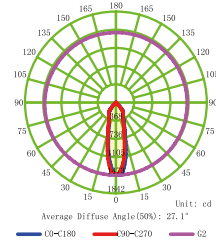
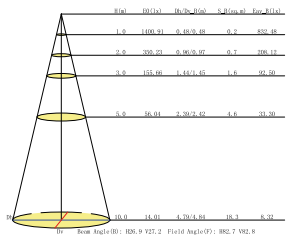
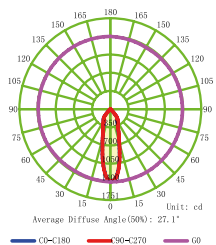




C0081 Blanco Mate-Matt White
LED 7W 3000K 610lm



C0082 Blanco Mate-Matt White
LED 7W 4000K 640lm



Aluminio-Aluminium 220-240V~ 50/60Hz CRI: > 80



GRACIOSA

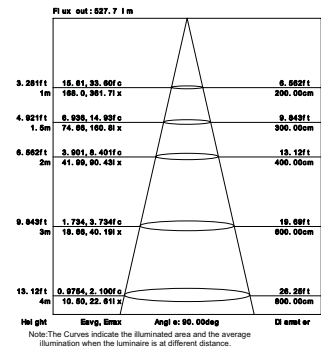
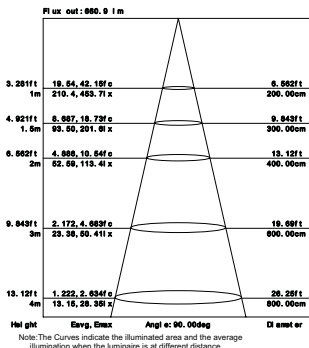
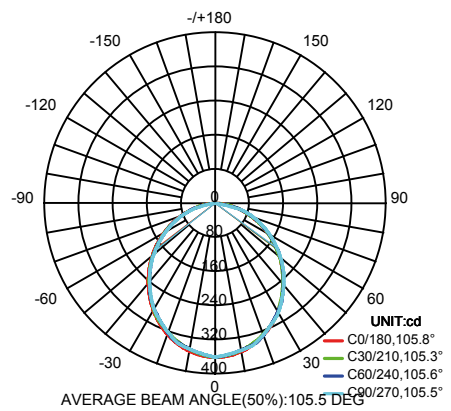
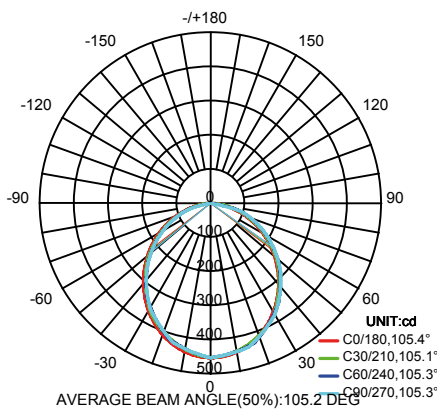
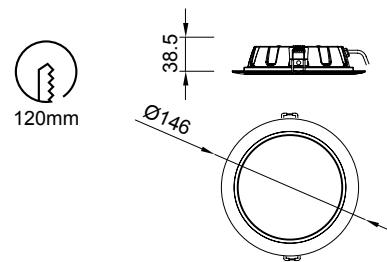
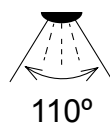
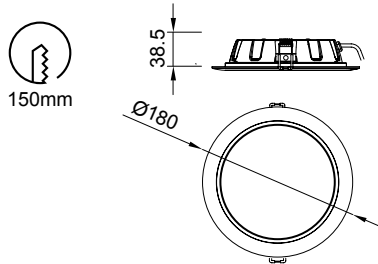


6392 Blanco-White
LED 15,3W 3000K 1100lm

6394 Blanco-White
LED 10,8W 3000K 820lm

6393 Blanco-White
LED 15,3W 4000K 1200lm

6397 Blanco-White
LED 10,8W 4000K 850lm

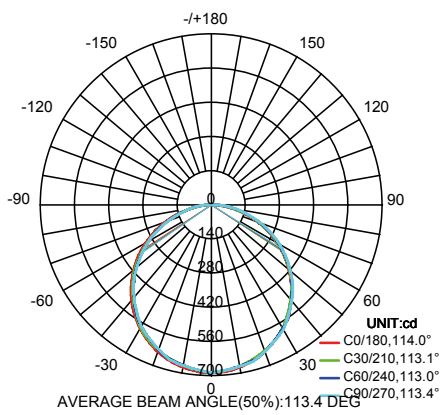
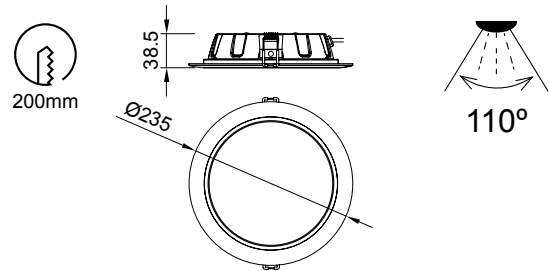


Aluminio-Aluminium 220-240V~ 50/60Hz CRI:> 80



6390 Blanco-White
LED 24,5W 3000K 1900lm

6391 Blanco-White
LED 24,5W 4000K 2100lm

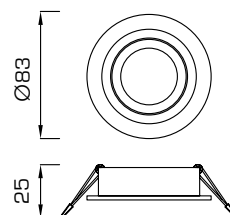


Flux out: 1051 lm

Height	Eavg, Emax	Angle: 90, 00deg	Diameter
3.281ft 1m	31.07, 83.85f c 334.4, 687.3l x		6.562ft 200.00cm
4.921ft 1.5m	13.81, 28.38f c 148.6, 305.5l x		9.843ft 300.00cm
6.562ft 2m	7.787, 15.98f c 88.80, 171.8l x		13.12ft 400.00cm
9.843ft 3m	3.452, 7.095f c 37.16, 76.37l x		19.69ft 600.00cm
13.12ft 4m	1.942, 3.991f c 20.90, 42.98l x		26.25ft 800.00cm

Note: The Curves indicate the illuminated area and the average illumination when the luminaire is at different distance.

6405 Blanco mate-*Matt White*
1 × GU10



6406 Aluminio Plata-*Silver Aluminium*
1 × GU10

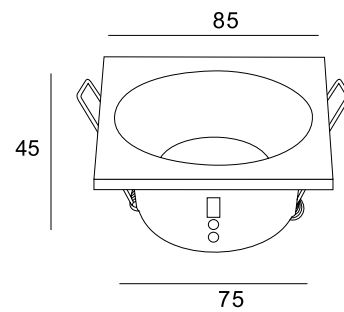
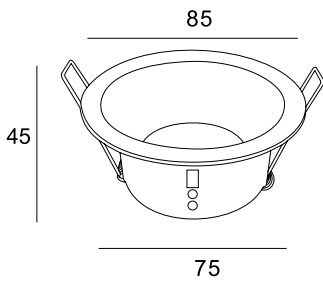
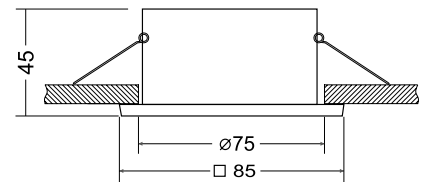
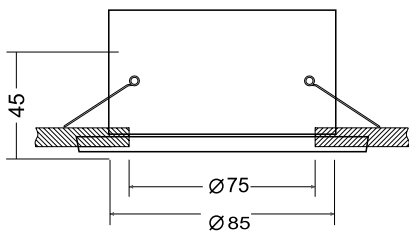


6810 Blanco Mate-Matt White
LED 1× GU10

6812 Blanco Mate-Matt White
LED 1× GU10

6811 Negro Mate-Matt Black
LED 1× GU10

6813 Negro Mate-Matt Black
LED 1× GU10



ASPEN

3000K

7021 Gris Oscuro-DarkGrey
LED 3W

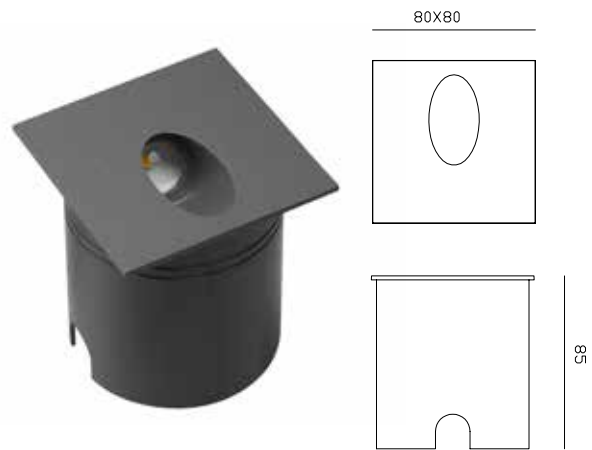
7024 Gris Oscuro-DarkGrey
LED 3W

7022 Negro Arena-Sanded Black
LED 3W

7025 Negro Arena-Sanded Black
LED 3W

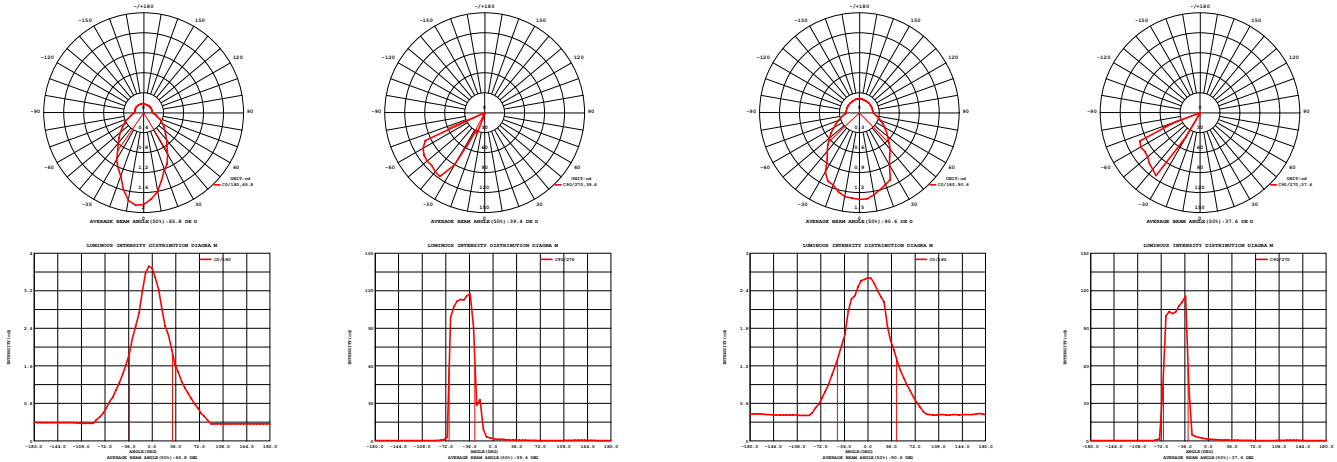
7023 Blanco Arena-Sanded White
LED 3W

7026 Blanco Arena-Sanded White
LED 3W



LUMINOUS INTENSITY DISTRIBUTION DIAGRAM

LUMINOUS INTENSITY DISTRIBUTION DIAGRAM



* Modos Instalación-Installation Forms



Con tubo carcasa-Recessed tube housing



76mm



Con pinzas-With clamps



74mm




Aluminio/PC-Aluminium/PC 200-240V~ 50/60Hz



IP65

ASPEN



ASPEN

3000K

7027 Gris Oscuro-DarkGrey
LED 3W

7030 Gris Oscuro-DarkGrey
LED 3W

7028 Negro Arena-Sanded Black
LED 3W

7031 Negro Arena-Sanded Black
LED 3W

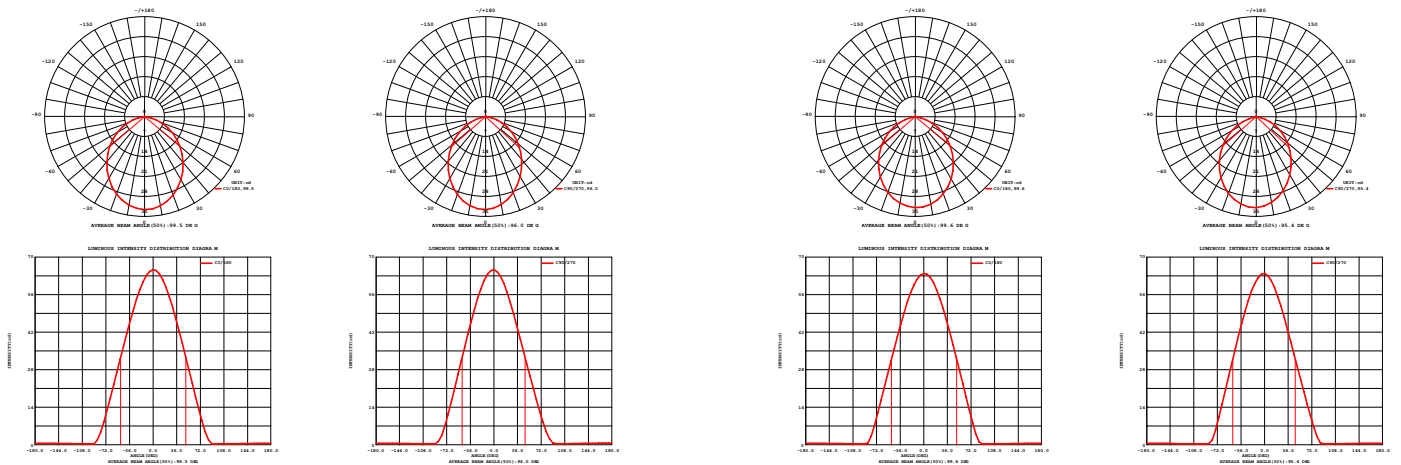
7029 Blanco Arena-Sanded White
LED 3W

7032 Blanco Arena-Sanded White
LED 3W



LUMINOUS INTENSITY DISTRIBUTION DIAGRAM

LUMINOUS INTENSITY DISTRIBUTION DIAGRAM



* Modos Instalación-Installation Forms



Con tubo carcasa-Recessed tube housing



76mm



Con pinzas-With clamps



74mm



Aluminio/PC-Aluminium/PC 200-240V~ 50/60Hz



IP65

ASPEN






TECHNICAL-OUTDOOR

TÉCNICO-EXTERIOR



ESPIGA

Santolaria & Lluscà

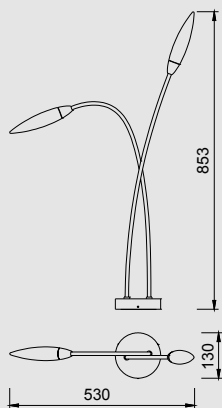




OAMI 005818614-0001

ESPIGA

6545 Gris oscuro-Dark Grey
2L×G9

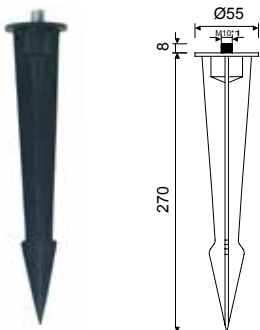


Aluminio-Aluminium 100-240V ~ 50/60Hz máx 5W LED

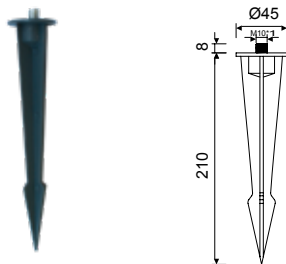


* Complementos Exterior-*Outdoor Complements*

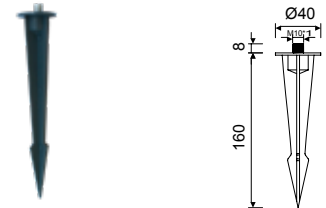
TU0653 Piqueta-Spike



TU0652 Piqueta-Spike

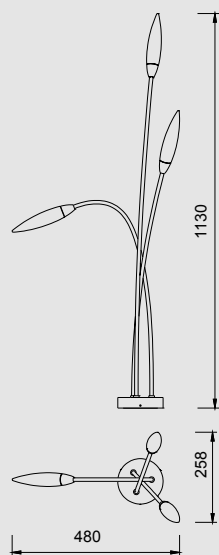


TU0492 Piqueta-Spike



ESPIGA

6546 Gris oscuro-Dark Grey
3LxG9



Aluminio-Aluminium 100-240V ~ 50/60Hz máx 5W LED

OAMI 005818614-0001

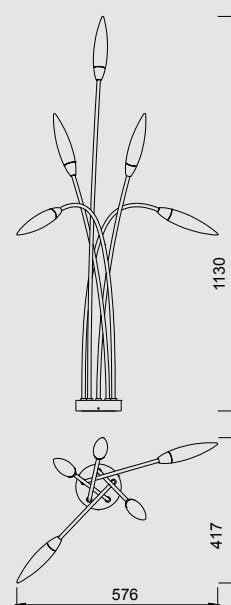

ESPIGA
Santolaria & Lluscà



ESPIGA

Santolaria & Llusà

6547 Gris oscuro-Dark Grey
5L×G9



Aluminio-Aluminium 100-240V ~ 50/60Hz máx 5W LED



OAMI 005818614-0001

ESPIGA

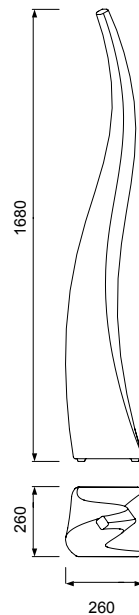


FLAME

Santiago Sevillano

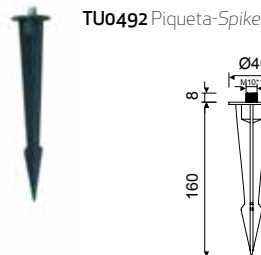
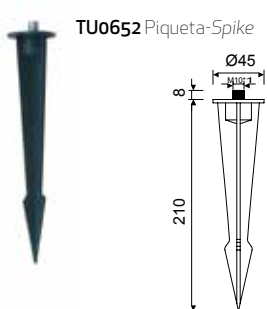


1400 Blanco-White
4L xGU10 máx 12W LED
1L x E27 máx 20WLED



1326
pág. 250

Complementos Exterior-Outdoor Complements



PE/Acero-PE/Steel 100-240V ~ 50/60Hz



OAMI 01793845-0001

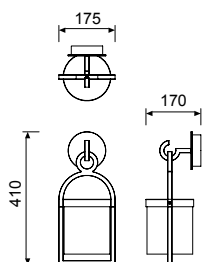
FLAME

Santiago Sevillano

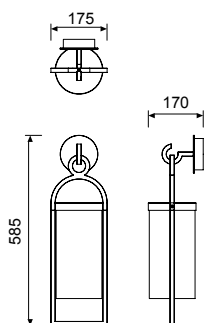




6551 Gris oscuro-Dark grey
1L×E27



6552 Gris oscuro-Dark grey
1L×E27



6550
pág. 258

6555
pág. 284

6553
pág. 270



OAMI 005818614-0005

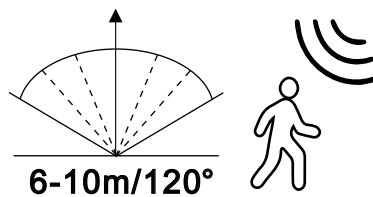

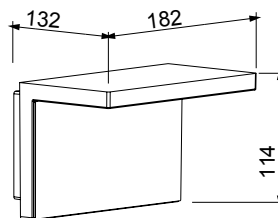
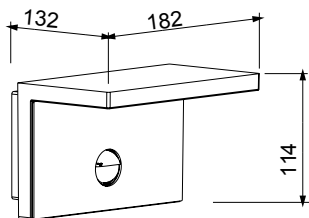
MAYA

José Ignacio Ballester



6774
 Gris Oscuro/Madera-Dark Grey/Wood
 LED 15W 3000K 1120lm-Sensor

6770
 Gris Oscuro/Madera-Dark Grey/Wood
 LED 13W 3000K 980lm



6771
 pág. 266

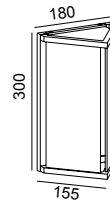


Aluminio/PC-Aluminium/PC 100-240V~50/60Hz CRI:> 80

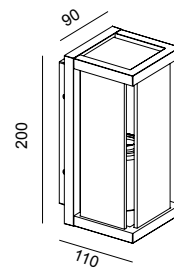




6495 Grafito-Graphite
1L×E27



6494 Grafito-Graphite
1L×E27



6490
pág. 260



Aluminio/cristal-Aluminium/glass 100-240V ~ 50/60Hz máx. 20W LED

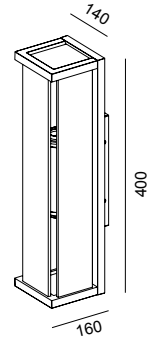


MERIBEL



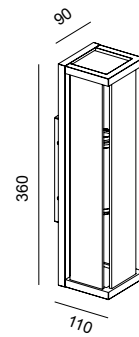
6492 Grafito-Graphite

2L×E27



6493 Grafito-Graphite

2L×E27



6490
pág. 260



Aluminio/cristal-Aluminium/glass 100-240V ~ 50/60Hz máx. 20WLED



MERIBEL



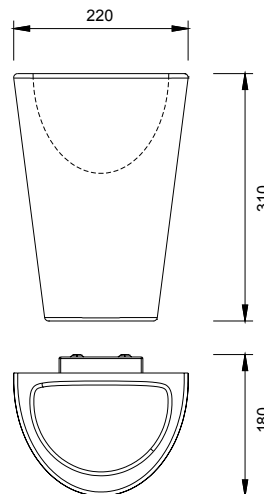
TEJA

Santolaria & Lluscà



6508 Blanco-White

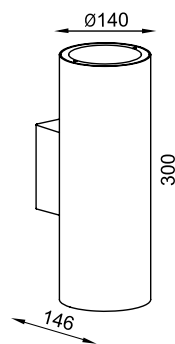
1LxE27



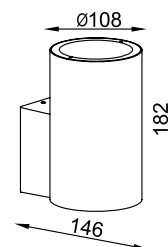
Polietileno-Polyethylene 100-240V ~ 50/60Hz máx. 20 W LED



6482 Grafito-Graphite
2L×E27



6483 Grafito-Graphite
1L×E27





VOLCANO



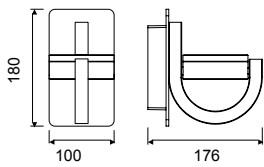
IGUAZÚ

José Ignacio Ballester

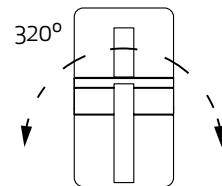
6558 Gris oscuro-Dark grey
1L×GX53



6559 Blanco-White
1L×GX53




Aluminio-Aluminium 100-240V ~ 50/60Hz máx. 10W LED

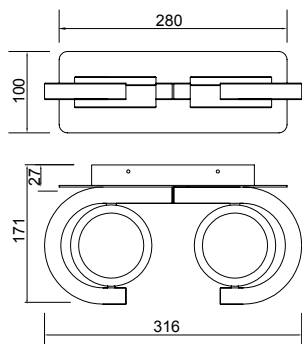



Luz orientable-Orientable light

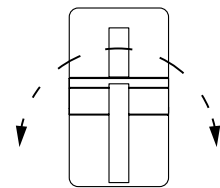
6769 Gris oscuro-*Dark grey*
2L×GX53



6768 Blanco-*White*
2L×GX53



Aluminio-Aluminium 100-240V ~ 50/60Hz máx. 10W LED



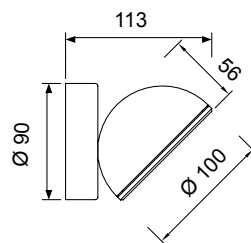
Luz orientable-Orientable light

EVEREST

José Ignacio Ballester

6506 Gris oscuro-Dark grey
1L×GX53

6505 Blanco-White
1L×GX53



6745
pág. 262



Aluminio/cristal-Aluminium/glass 100-240V ~ 50/60Hz máx. 10W LED



KANDANCHÚ

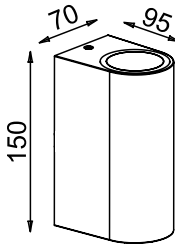
6510 Gris oscuro-*Dark grey*
2L×GU10



6511 Blanco-*White*
2L×GU10



7037 Negro-*Black*
2L×GU10



Aluminio/cristal-Aluminium/glass 100-240V ~ 50/60Hz máx.10W LED

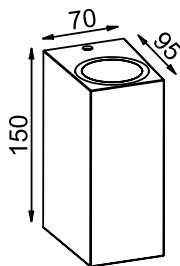
6515 Blanco-White
2L×GU10



6514 Gris oscuro-Dark grey
2L×GU10



7038 Negro-Black
2L×GU10



KANDANCHÚ

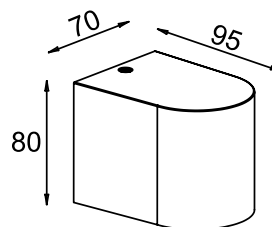
6512 Gris oscuro-Dark grey
1L×GU10



6513 Blanco-White
1L×GU10



7039 Negro-Black
1L×GU10



Aluminio/cristal-Aluminium/glass 100-240V ~ 50/60Hz máx.10W LED

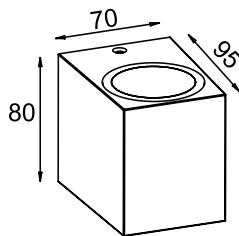
6517 Blanco-White
1L×GU10



6516 Gris oscuro-Dark grey
1L×GU10

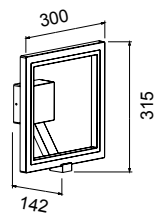


7040 Negro-Black
1L×GU10



6470 Gris oscuro-Dark grey

LED 10W 3000K-700 lm



Aluminio /PC- Aluminium/PC 100-240V ~ 50/60Hz



RODAS



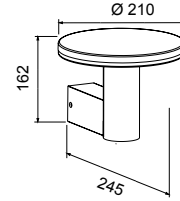
CERLER

3000K

Aplique exterior-Wall light outdoor

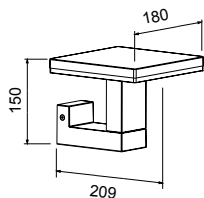


6496 Gris oscuro-*Dark grey*
LED 10W 3000K-700 lm



Aluminio /PC- Aluminium/PC 100-240V ~ 50/60Hz

6497 Gris oscuro-Dark grey
LED 10W 3000K-700 lm



6498
pág. 268

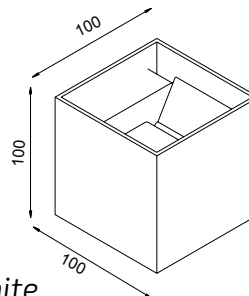


Aluminio /PC- Aluminium/PC 100-240V ~ 50/60Hz

DAVOS



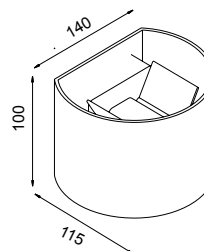
6520 Gris oscuro-*Dark grey*
LED 12W 3000K-1100 lm



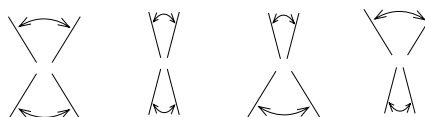
6521 Arena Blanco-*Sand White*
LED 12W 3000K-1100 lm



6522 Gris oscuro-*Dark grey*
LED 12W 3000K-1100 lm



6523 Arena Blanco-*Sand White*
LED 12W 3000K-1100 lm



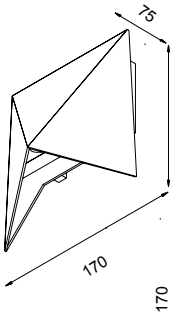
Aluminio-Aluminium 220-240V~ 50/60Hz



DAVOS



TRIAx



6525 Gris oscuro-*Dark grey*
LED 8W 3000K-750 lm

6526 Blanco arenado-*Sand white*
LED 8W 3000K-750 lm




Aluminio-Aluminium 220-240V~ 50/60Hz




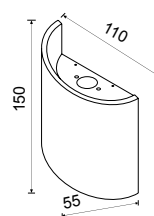
TRIAx



SOCHI



6496 Gris oscuro-*Dark grey*
LED 10W 3000K-700 lm



6531 Arena Blanco-*Sand White*
LED 6W 3000K-660 lm



Aluminio-Aluminium 220-240V~ 50/60Hz

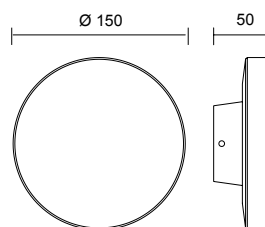


SOCHI

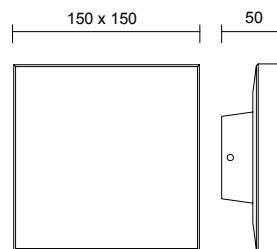




6534 Gris oscuro-Dark grey
LED 9.6W 3000K 720 lm



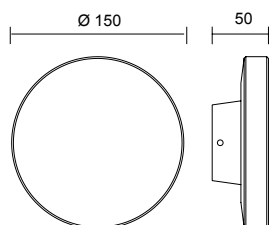
6536 Gris oscuro-Dark grey
LED 9.6W 3000K 720 lm



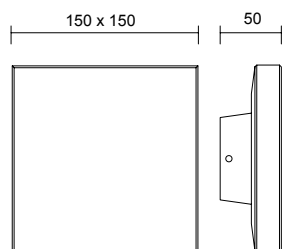
Aluminio-Aluminium 220-240V ~ 50/60Hz



6535 Blanco-White
LED 9.6W 3000K 720 lm

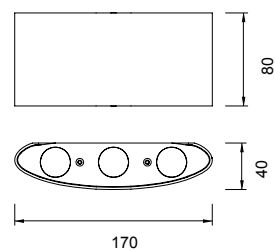


6537 Blanco-White
LED 9.6W 3000K 720 lm





6541 Blanco arenado-*Sand White*
LED 6W 3000K 450 lm



6540 Gris oscuro-*Dark grey*
LED 6W 3000K 450 lm

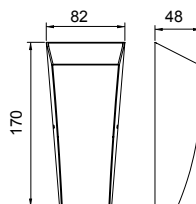


Aluminio-Aluminium 220-240V~ 50/60Hz



6542 Gris oscuro-*Dark grey*
LED 6W 3000K 420 lm

6543 Blanco arenado-*Sand White*
LED 6W 3000K 420 lm

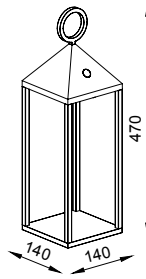


Aluminio-Aluminium 220-240V~ 50/60Hz

ASTÚN

3000K

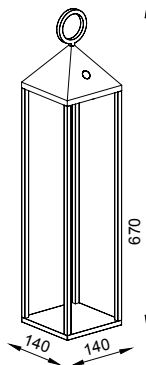
6491 Grafito-*Graphite*
LED 2.2W 188 lm



6905 Blanco-*White*
LED 2.2W 188 lm



6907 Grafito-*Graphite*
LED 2.2W 188 lm



6906 Blanco-*White*
LED 2.2W 188 lm



Aluminio-Aluminium DC 5V/1A

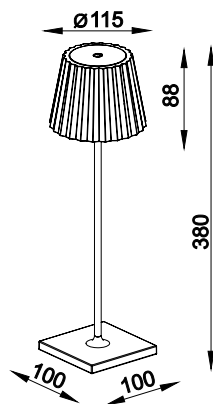


K2

6480 Negro Mate-*Matt Black*
LED 2.2W 3000K 188lm

6484 Amarillo-*Yellow*
LED 2.2W 3000K 188lm

6481 Blanco Mate-*Matt White*
LED 2.2W 3000K 188lm



Aluminio-Aluminium DC 5V/1A



6481

K2

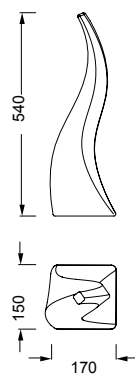


FLAME

Santiago Sevillano

1326 Blanco-White

1LxE27 máx. 20W Led



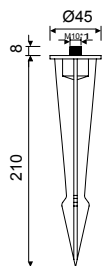
Complementos Exterior-Outdoor Complements



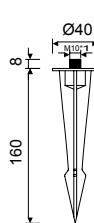
1400
pág. 208



TU0652 Piqueta-Spike



TU0492 Piqueta-Spike



TU0494 Base-Ground base



PE / ABS-PE / ABS 100-240V~ 50/60Hz


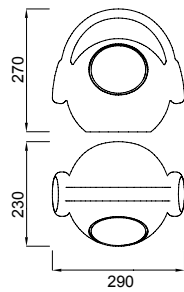


FLAME



WAZOWSKY

3696 Blanco-White
LED 3WRgb+White



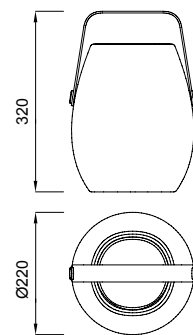
Plastico / Acero / Imán-Plastic / Steel / Magnet 100-240V~ 50/60Hz

WAZOWSKY



BARREL

3695 Blanco-White
LED 3W Rgb+White



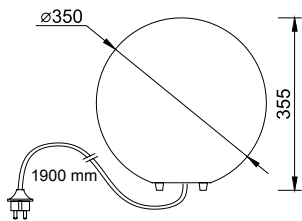
Plastico / Acero / Imán-Plastic / Steel / Magnet 100-240V~ 50/60Hz



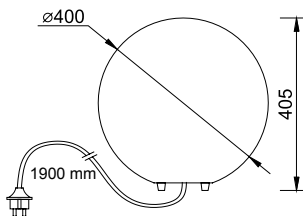
BARREL



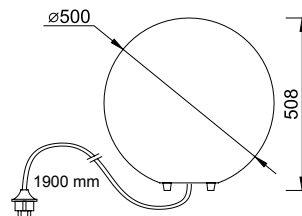
1388 Blanco-White
1 x E27 máx 20W LED



1391 Blanco-White
1 x E27 máx 20W LED

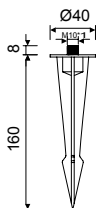


1394 Blanco-White
1 x E27 máx 20W LED

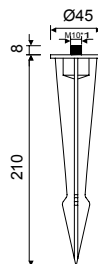


Complementos Exterior-Outdoor Complements

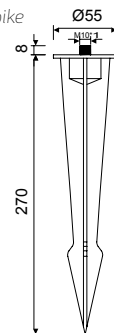
TU0492 Piqueta-Spike



TU0652 Piqueta-Spike



TU0653 Piqueta-Spike



TU0494 Base-Ground base




1397
pág. 286



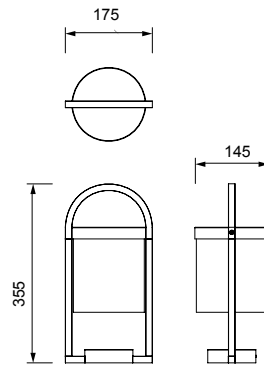


AVORIAZ





6550 Gris oscuro-*Dark grey*
1L x E27



6555
pág. 284

6554
pág. 270

6551
pág. 210



Aluminio/cristal-Aluminium/glass 100-240V ~ 50/60Hz máx 20W LED

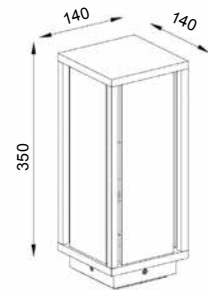


OAMI 005818614-0004

MAYA



6490 Grafito-Graphite
1L x E27



6492
pág. 214



Aluminio/cristal-Aluminium/glass 100-240V ~ 50/60Hz máx 20WLED



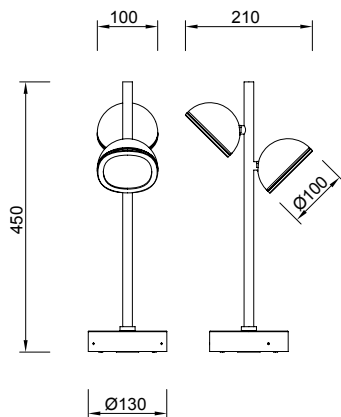
MERIBEL



EVEREST

José Ignacio Ballester

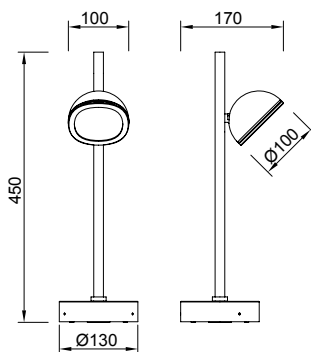
6741 Gris oscuro-*Dark grey*
2L×GX53



6740 Blanco-*White*
2L×GX53



6745 Gris oscuro-*Dark grey*
1L×GX53



6744 Blanco-*White*
1L×GX53



6506
pág. 226



Aluminio/cristal-Aluminium/glass 100-240V ~ 50/60Hz máx 10W LED



6740

OAMI 005818614-0002

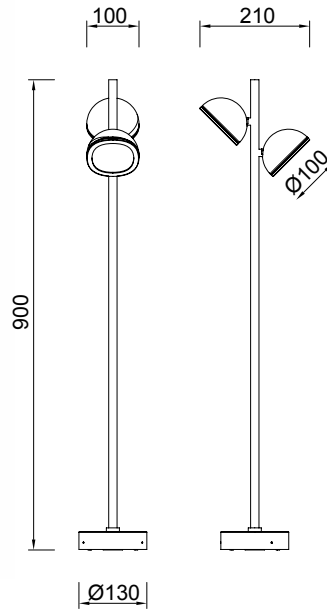
EVEREST



EVEREST

José Ignacio Ballester

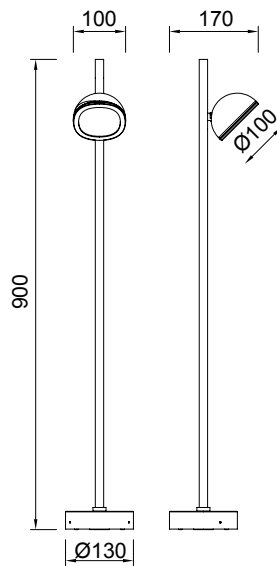
6743 Gris oscuro-Dark grey
2L×GX53



6742 Blanco-White
2L×GX53



6747 Gris oscuro-Dark grey
1L×GX53



6746 Blanco-White
1L×GX53



Aluminio/cristal-Aluminium/glass 100-240V ~ 50/60Hz máx 10W LED



6743

OAMI 005818614-0002

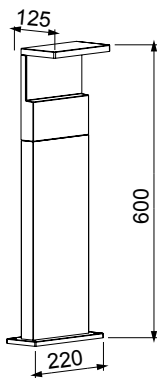
EVEREST



6772

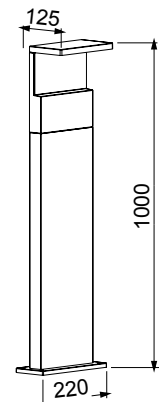
Gris Oscuro/Madera-Dark Grey/Wood

LED 13W 3000K 980lm

**6773**

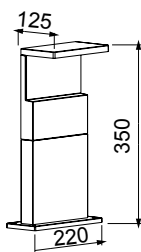
Gris Oscuro/Madera-Dark Grey/Wood

LED 13W 3000K 980lm

**6771**

Gris Oscuro/Madera-Dark Grey/Wood

LED 13W 3000K 980lm

6770
pág. 212

Aluminio/PC-Aluminium/PC 100-240V~ 50/60Hz CRI:> 80



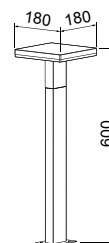
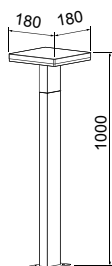
TIGNES



6499 Gris oscuro-Dark grey
LED 10W 3000K 700 lm



6498 Gris oscuro-Dark grey
LED 10W 3000K 700 lm




6497
pág. 235



Aluminio /PC- Aluminium/PC 100-240V ~ 50/60Hz

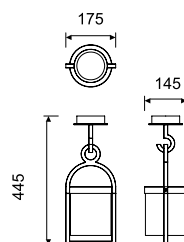


TIGNES

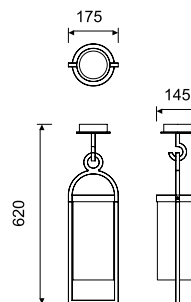




6553 Gris oscuro-Dark grey
1L x E27



6554 Gris oscuro-Dark grey
1L x E27





OAMI 005818614-0006

MAYA



6550
pág. 258



6551
pág. 210

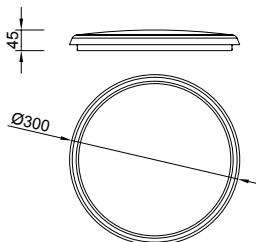


6555
pág. 284

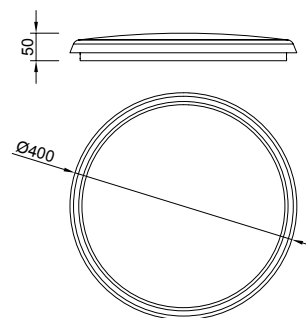
ANETO



6485 Blanco-White
LED 18W 4000K 1700lm

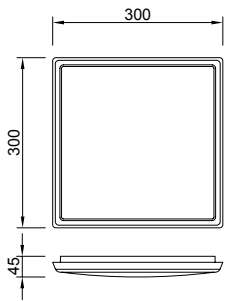


6486 Blanco-White
LED 24W 4000K 2500lm

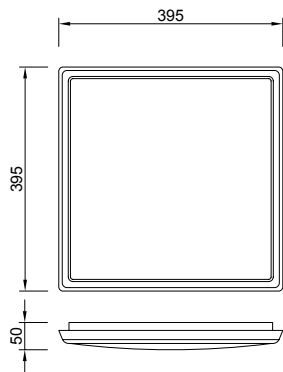


ABS/Pc 220-240V ~ 50/60Hz

6487 Blanco-White
LED 18W 4000K 1700lm



6488 Blanco-White
LED 24W 4000K 2500lm



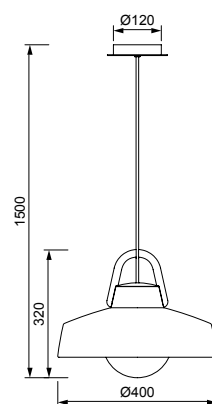
ABS/Pc 220-240V ~ 50/60Hz

KINKÉ

Santolaria & Llusà



6212
Blanco/Gris antracita
White/Gray Anthracite
1 x E27 máx.20W LED





KINKÉ

Santolaria & Llusçà

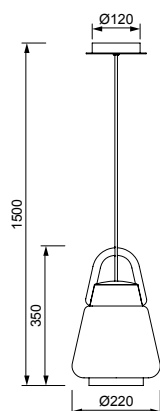


KINKÉ

Santolaria & Llusà



6210
Blanco/Gris antracita
White/Gray Anthracite
1 x E27 máx.20W LED





KINKÉ
Santolaria & Llusçà



6210

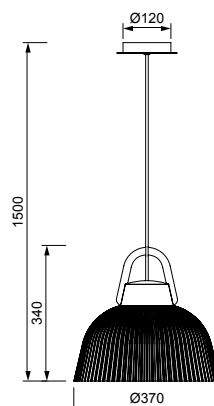
OAMI 004721413-023 / 024 / 025

KINKÉ

Santolaria & Lluscà



6211
Blanco/Gris antracita
White/Gray Anthracite
1 x E27 máx.20W LED



IP44

KINKÉ

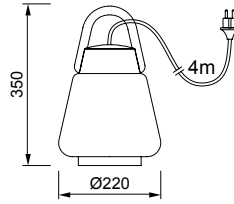


KINKÉ

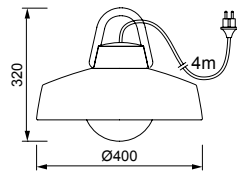
Santolaria & Lluscà



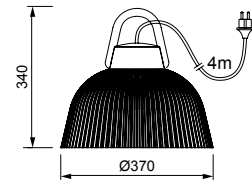
6213 Blanco/Gris antracita-White/Gray Anthracite
1 x E27 máx.20W LED



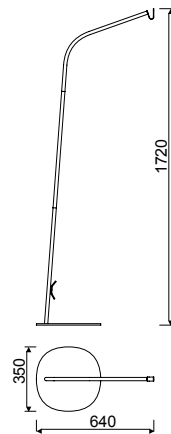
6217 Blanco/Gris antracita-White/Gray Anthracite
1 x E27 máx.20W LED



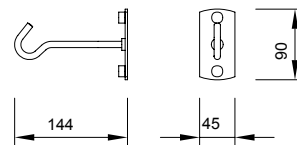
6216 Blanco/Gris antracita-White/Gray Anthracite
1 x E27 máx.20W LED



6215 Peana-Base
Gris antracita/Gray Anthracite



6214 Gancho-Hook
Gris antracita/Gray Anthracite

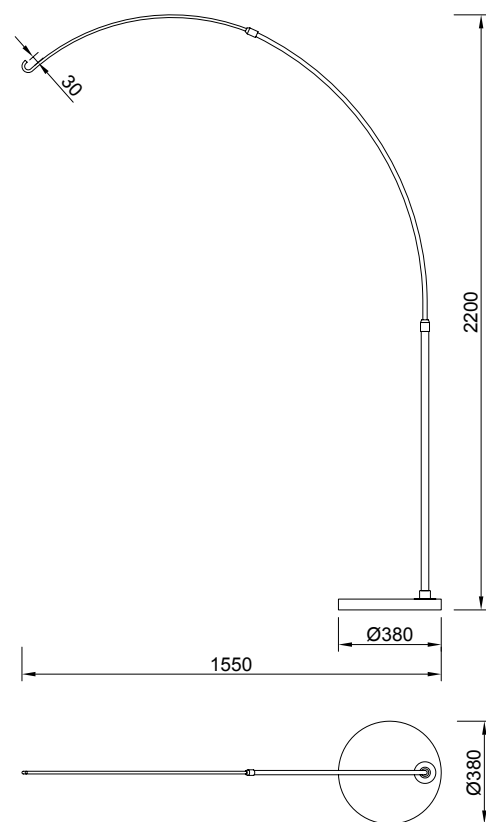




KINKÉ



6213+6215



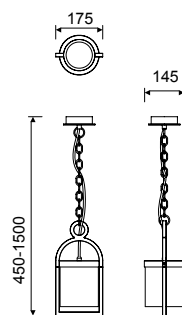
6218 Peana-Base

Acero Inoxidable-Base mármol negro
Stainless Steel-Black marble base





6555 Gris oscuro-Dark grey
1L x E27



6550
pág. 258



6551
pág. 210



6553
pág. 270



Aluminio/cristal-Aluminium/glass 100-240V ~ 50/60Hz máx. 20W LED



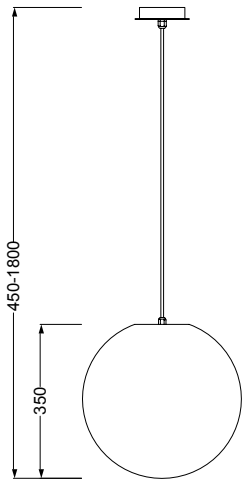
OAMI 005818614-0006

MAYA

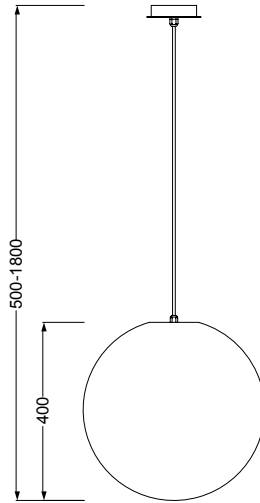


AVORIAZ

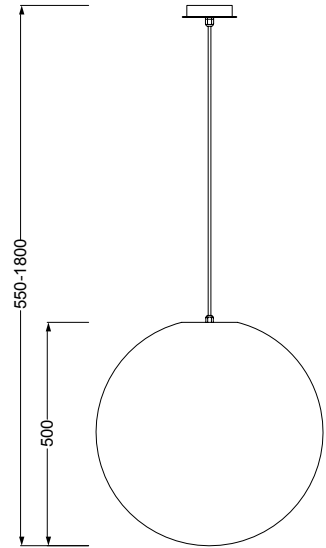
1397 Blanco-White
1L x E27



1398 Blanco-White
1L x E27



1399 Blanco-White
1L x E27



1388
pág. 256



PE / ABS / Aluminio-PE / ABS / Aluminium 100-240V ~ 50/60Hz máx. 20 WLED



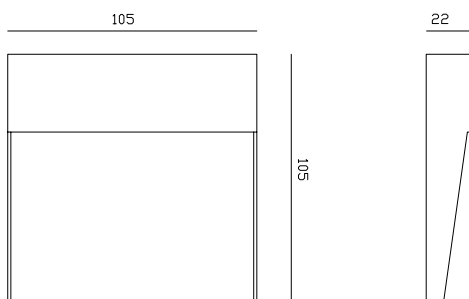
AVORIAZ



BAKER

3000K

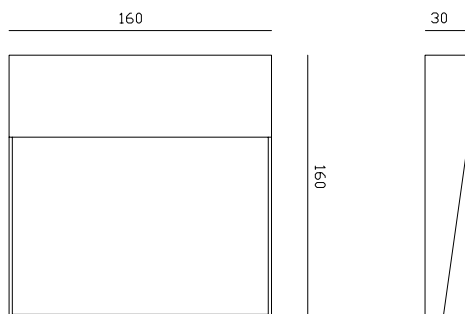

7011 Gris Oscuro-DarkGrey
LED 3W



7012 Blanco Anera-Sanded White
LED 3W



7015 Gris Oscuro-DarkGrey
LED 6W



7016 Blanco Anera-Sanded White
LED 6W



Aluminio/PC-Aluminium/PC 200-240V~ 50/60Hz



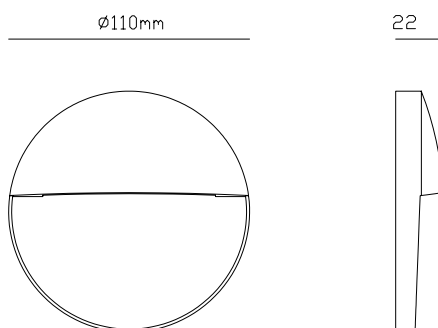
BAKER

3000K

7013 Gris Oscuro-DarkGrey
LED 3W



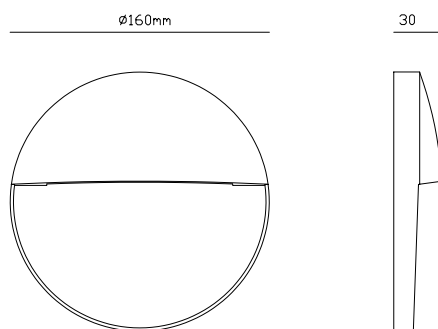
7014 Blanco Arena-Sanded White
LED 3W




7017 Gris Oscuro-DarkGrey
LED 6W



7018 Blanco Anera-Sanded White
LED 6W



Aluminio/PC-Aluminium/PC 200-240V~ 50/60Hz



ASPEN

3000K

7021 Gris Oscuro-DarkGrey
LED 3W

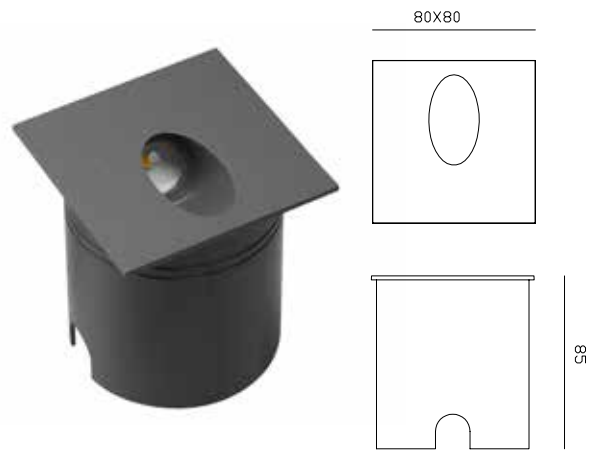
7022 Negro Arena-Sanded Black
LED 3W

7023 Blanco Arena-Sanded White
LED 3W

7024 Gris Oscuro-DarkGrey
LED 3W

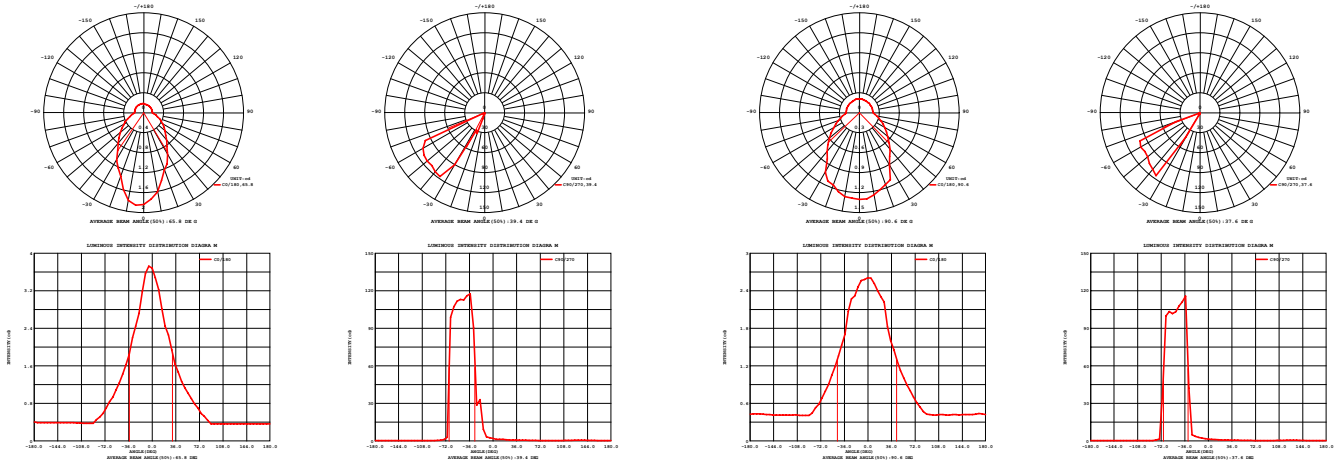
7025 Negro Arena-Sanded Black
LED 3W

7026 Blanco Anera-Sanded White
LED 3W



LUMINOUS INTENSITY DISTRIBUTION DIAGRAM

LUMINOUS INTENSITY DISTRIBUTION DIAGRAM



* Modos Instalación-Installation Forms



Con tubo carcasa-Recessed tube housing



76mm



Con pinzas-With clamps




74mm



Aluminio/PC-Aluminium/PC 200-240V~ 50/60Hz

IP65

SPEN



ASPEN

3000K

7027 Gris Oscuro-Dark Grey
LED 3W

7030 Gris Oscuro-Dark Grey
LED 3W

7028 Negro Arena-Sanded Black
LED 3W

7031 Negro Arena-Sanded Black
LED 3W

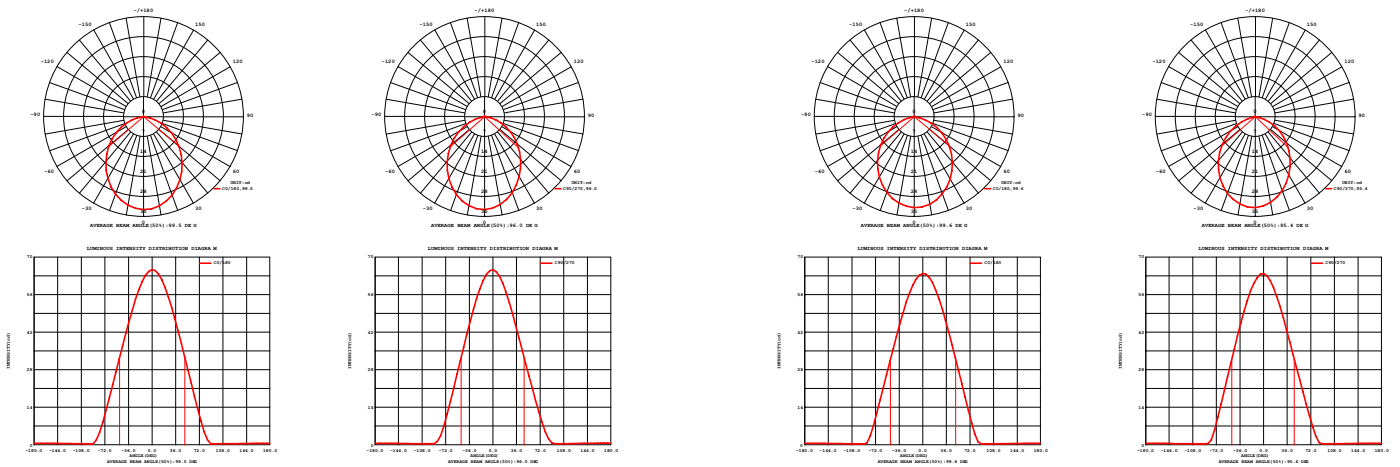
7029 Blanco Arena-Sanded White
LED 3W

7032 Blanco Anera-Sanded White
LED 3W



LUMINOUS INTENSITY DISTRIBUTION DIAGRAM

LUMINOUS INTENSITY DISTRIBUTION DIAGRAM



* Modos Instalación-Installation Forms



Con tubo carcasa-Recessed tube housing



76mm



Con pinzas-With clamps



74mm



Aluminio/PC-Aluminium/PC 200- 240V~ 50/60Hz



IP65

ASPEN



Bombillas *Bulbs*





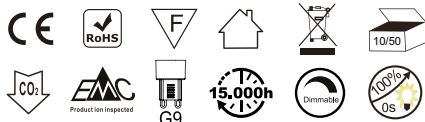
LED G9 Bulb

Características

- * Voltaje: AC 220-240V 50/60Hz
- * 20,000 hrs. vida útil
- * Encendido instantaneo con potencia total
- * Perfecta para reemplazar la lampara incandescente de 30W
- * Baja temperatura al tacto
- * Libre de mercurio, Libre de emision UV & IR
- * Esta lampara no es idonea para la iluminacion de acentuacion

Features

- * Voltage: AC 220-240V 50/60Hz
- * 20,000hrs long life time
- * Instant start with full bright output flick free
- * Perfect replacement for 30W incandescent Bulb
- * Low temperature, safety to touch
- * No UV or IR emission, mercury FREE
- * This lamp is not suitable for accent lighting



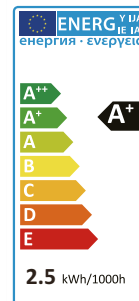
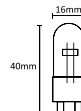
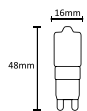
2.5W G9 230 Lumen



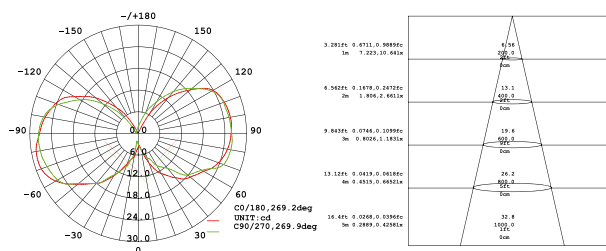
2.5W
LED



30W
Incandescent
lamp (Lux.)



Item No.	R09184	R09185
Potencia nominal/Wattage(W)		2.5
Temperatura de color/CCT(K)	2700K	5000K
Flujo luminoso/Luminous Flux(lm)	220	230
Tension nominal/Voltage(V)	AC 220-240V 50/60Hz	
Regulable/Dimmable	YES	
CRI	≥80	
Casquillo/Lamp Head	G9	
Angulo/Beam Angle(deg)	360°	
Material	PC	
Dimensiones/Dimensions(mm)	Φ16*48	



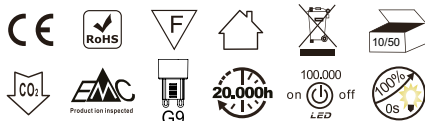
LED G9 Bulb

Características

- * Voltaje: AC 220-240V 50/60Hz
- * 20,000 hrs. vida útil
- * Encendido instantaneo con potencia total
- * Perfecta para reemplazar la lampara incandescente de 30W
- * Baja temperatura al tacto
- * Libre de mercurio, Libre de emision UV & IR
- * Esta lampara no es idonea para la iluminacion de acentuacion

Features

- * Voltage: AC 220-240V 50Hz
- * 20,000hrs long life time
- * Instant start with full bright output flick free
- * Perfect replacement for 30W incandescent Bulb
- * Low temperature, safety to touch
- * No UV or IR emission, mercury FREE
- * This lamp is not suitable for accent lighting



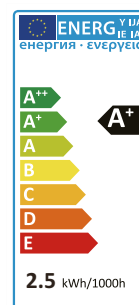
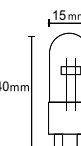

2.5W G9 250 Lumen



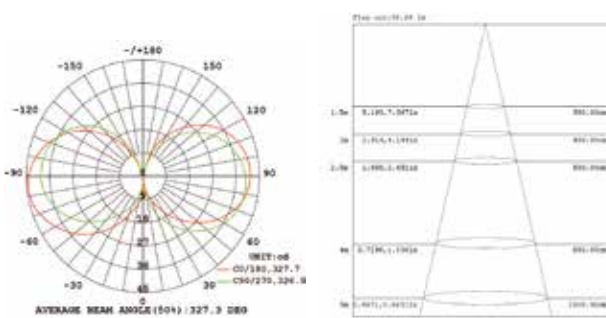
2.5W
LED



30W
Incandescent
lamp (Lux.)



Item No.	R09226	R09227
Potencia nominal/Wattage(W)		2.5
Temperatura de color/CCT(K)	3000K	4000K
Flujo luminoso/Luminous Flux(lm)	240	250
Tension nominal/Voltage(V)	AC 220-240V 50/60Hz	
Regulable/Dimmable	NO	
CRI	≥80	
Casquillo/Lamp Head	G9	
Angulo/Beam Angle(deg)	360°	
Material	Cristal / Glass	
Dimensiones/Dimensions(mm)	Φ14.5*48.5	



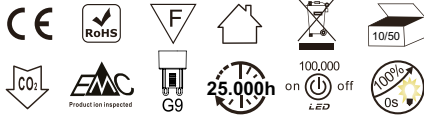
LED G9 Bulb

Características

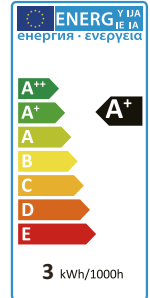
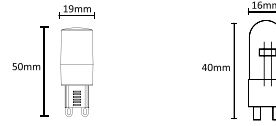

- * Voltaje: AC 220-240V 50/60Hz
- * 25,000 hrs. vida útil
- * Encendido instantaneo con potencia total
- * Perfecta para reemplazar la lampara incandescente de 30W
- * Baja temperatura al tacto
- * Libre de mercurio, Libre de emision UV & IR
- * Esta lampara no es idonea para la iluminacion de acentuacion

Features

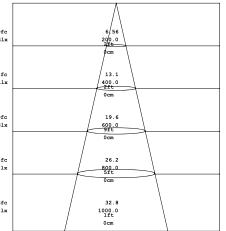
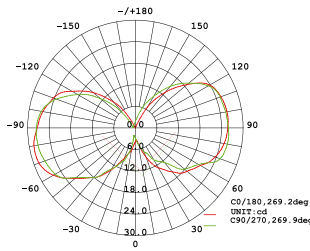
- * Voltage: AC 220-240V 50/60Hz
- * 25,000hrs long life time
- * Instant start with full bright output flick free
- * Perfect replacement for 30W incandescent Bulb
- * Low temperature, safety to touch
- * No UV or IR emission, mercury FREE
- * This lamp is not suitable for accent lighting



3W G9 268 Lumen



Item No.	R09182	R09183
Potencia nominal/Wattage(W)		3
Temperatura de color/CCT(K)	2700K	5000K
Flujo luminoso/Luminous Flux(lm)		268
Tension nominal/Voltage(V)	AC 220-240V 50/60Hz	
Regulable/Dimmable	NO	
CRI	≥80	
Casquillo/Lamp Head	G9	
Angulo/Beam Angle(deg)	360°	
Material	Ceramic / PC	
Dimensiones/Dimensions(mm)	Φ19*50	




LED G9 Bulb

Características

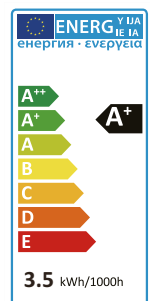
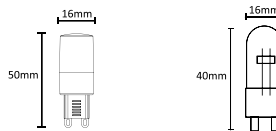

- * Voltaje: AC 220-240V 50/60Hz
- * 20,000 hrs. vida útil
- * Encendido instantaneo con potencia total
- * Perfecta para reemplazar la lampara incandescente de 35W
- * Baja temperatura al tacto
- * Libre de mercurio, Libre de emision UV & IR
- * Esta lampara no es idonea para la iluminacion de acentuacion

Features

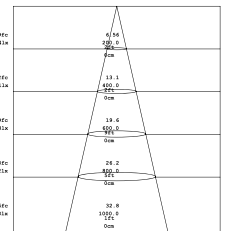
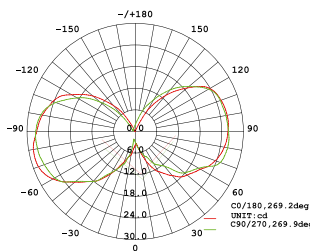
- * Voltage: AC 220-240V 50/60Hz
- * 20,000hrs long life time
- * Instant start with full bright output flick free
- * Perfect replacement for 35W incandescent Bulb
- * Low temperature, safety to touch
- * No UV or IR emission, mercury FREE
- * This lamp is not suitable for accent lighting



3.5W G9 375 Lumen



Item No.	R09202	R09203
Potencia nominal/Wattage(W)		3.5
Temperatura de color/CCT(K)	2700K	5000K
Flujo luminoso/Luminous Flux(lm)	360	375
Tension nominal/Voltage(V)	AC 220-240V 50/60Hz	
Regulable/Dimmable	YES	
CRI	≥80	
Casquillo/Lamp Head	G9	
Angulo/Beam Angle(deg)	360°	
Material	Ceramic / PCB	
Dimensiones/Dimensions(mm)	Φ16*50	



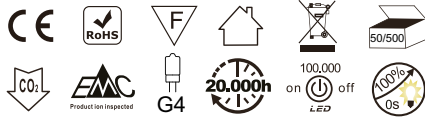
LED G4 Bulb

Características

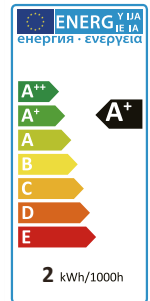
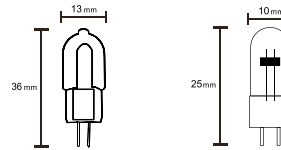

- * Voltaje: AC/DC 12V
- * 20,000 hrs. vida útil
- * Encendido instantaneo con potencia total
- * Perfecta para reemplazar la lampara incandescente de 20W
- * Baja temperatura al tacto
- * Libre de mercurio, Libre de emision UV & IR
- * Esta lampara no es idonea para la iluminacion de acentuacion

Features

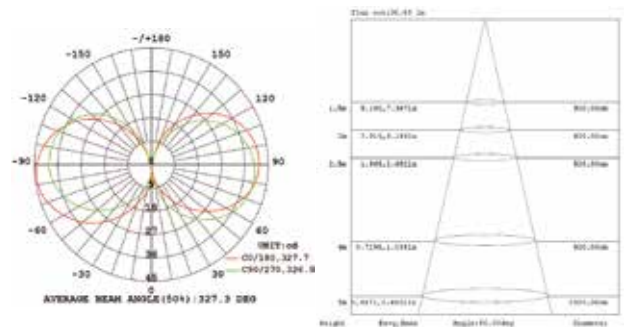
- * Voltage: AC/DC 12V
- * 20,000hrs long life time
- * Instant start with full bright output flick free
- * Perfect replacement for 20W incandescent Bulb
- * Low temperature, safety to touch
- * No UV or IR emission, mercury FREE
- * This lamp is not suitable for accent lighting



2W G4 190 Lumen



Item No.	R09209	R09210
Potencia nominal/Wattage(W)		2
Temperatura de color/CCT(K)	3000K	5000K
Flujo luminoso/Luminous Flux(lm)		190
Tension nominal/Voltage(V)		AC/DC 12V
Regulable/Dimmable		NO
CRI		≥80
Casquillo/Lamp Head		G4
Angulo/Beam Angle(deg)		240°
Material		PC
Dimensiones/Dimensions(mm)		Φ13*36



LED GU10 Bulb

Características

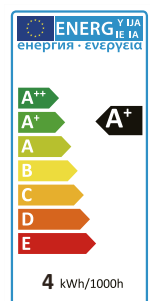
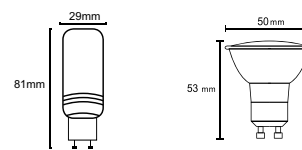
- * Voltaje: AC 220-240V 50/60Hz
- * 20,000 hrs. vida útil
- * Encendido instantaneo con potencia total
- * Perfecta para reemplazar la lampara incandescente de 35W
- * Baja temperatura al tacto
- * Libre de mercurio, Libre de emision UV & IR
- * Esta lampara no es idonea para la iluminacion de acentuacion

Features

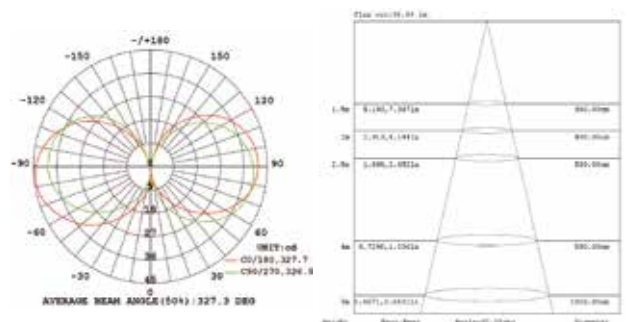
- * Voltage: AC 220-240V 50/60Hz
- * 20,000hrs long life time
- * Instant start with full bright output flick free
- * Perfect replacement for 35W incandescent Bulb
- * Low temperature, safety to touch
- * No UV or IR emission, mercury FREE
- * This lamp is not suitable for accent lighting



4W GU10 360 Lumen



Item No.	R09207
Potencia nominal/Wattage(W)	4
Temperatura de color/CCT(K)	3000K
Flujo luminoso/Luminous Flux(lm)	360
Tension nominal/Voltage(V)	AC 220-240V 50/60Hz
Regulable/Dimmable	NO
CRI	≥80
Casquillo/Lamp Head	GU10
Angulo/Beam Angle(deg)	360°
Material	Aluminio+PC/Aluminum+PC
Dimensiones/Dimensions(mm)	Φ29*81



LED GU10 Bulb



Características

- * Voltaje: AC 220-240V 50/60Hz
- * 25,000 hrs. vida útil
- * Encendido instantaneo con potencia total
- * Perfecta para reemplazar la lampara incandescente de 80W
- * Baja temperatura al tacto
- * Libre de mercurio, Libre de emision UV & IR
- * Esta lampara no es idonea para la iluminacion de acentuacion

Features

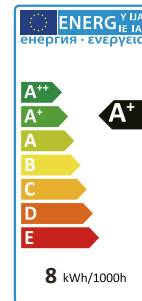
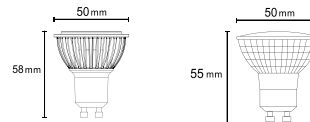
- * Voltage: AC 220-240V 50/60Hz
- * 25,000hrs long life time
- * Instant start with full bright output flick free
- * Perfect replacement for 80W incandescent Bulb
- * Low temperature, safety to touch
- * No UV or IR emission, mercury FREE
- * This lamp is not suitable for accent lighting



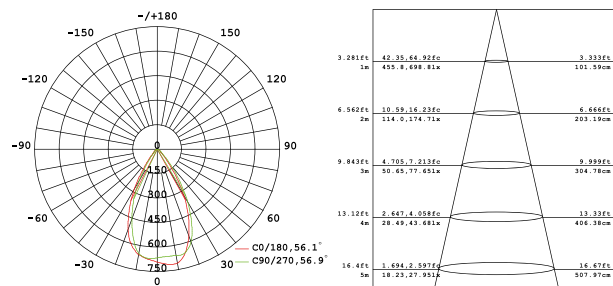
8W GU10 641 Lumen



8W LED ↔ 80W Incandescent lamp (Lux.)



Item No.	R09156	R09157
Potencia nominal/Wattage(W)	8	8
Temperatura de color/CCT(K)	3000K	5000K
Flujo luminoso/Luminous Flux(lm)	641	641
Tension nominal/Voltage(V)	AC 220-240V 50/60Hz	
Regulable/Dimmable	NO	
CRI	≥80	
Casquillo/Lamp Head	GU10	
Angulo/Beam Angle(deg)	60°	
Material	Aluminio&PC / Aluminum&PC	
Dimensiones/Dimensions(mm)	Φ50*58	



LED GU10 Bulb



Características

- * Voltaje: AC 220-240V 50/60Hz
- * 25,000 hrs. vida útil
- * Encendido instantaneo con potencia total
- * Perfecta para reemplazar la lampara incandescente de 60W
- * Baja temperatura al tacto
- * Libre de mercurio, Libre de emision UV & IR
- * Esta lampara no es idonea para la iluminacion de acentuacion

Features

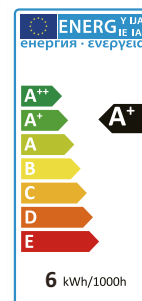
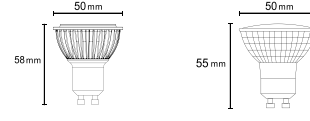
- * Voltage: AC 220-240V 50/60Hz
- * 25,000hrs long life time
- * Instant start with full bright output flick free
- * Perfect replacement for 60W incandescent Bulb
- * Low temperature, safety to touch
- * No UV or IR emission, mercury FREE
- * This lamp is not suitable for accent lighting



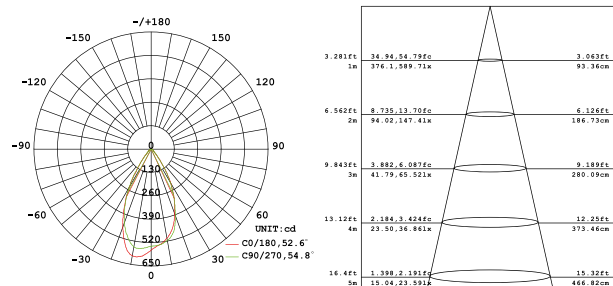
6W GU10 515 Lumen



6W LED ↔ 60W Incandescent lamp (Lux.)



Item No.	R09158	R09159
Potencia nominal/Wattage(W)	6	6
Temperatura de color/CCT(K)	3000K	5000K
Flujo luminoso/Luminous Flux(lm)	484	515
Tension nominal/Voltage(V)	AC 220-240V 50/60Hz	
Regulable/Dimmable	NO	
CRI	≥80	
Casquillo/Lamp Head	GU10	
Angulo/Beam Angle(deg)	60°	
Material	Aluminio&PC / Aluminum&PC	
Dimensiones/Dimensions(mm)	Φ50*58	



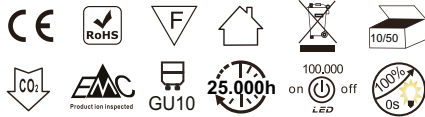
LED GU10 Bulb

Características

- * Voltaje: AC 220-240V 50/60Hz
- * 25,000 hrs. vida útil
- * Encendido instantaneo con potencia total
- * Perfecta para reemplazar la lampara incandescente de 90W
- * Baja temperatura al tacto
- * Libre de mercurio, Libre de emision UV & IR
- * Esta lampara no es idonea para la iluminacion de acentuacion

Features

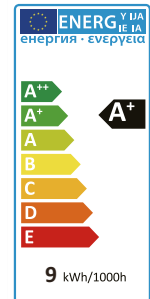
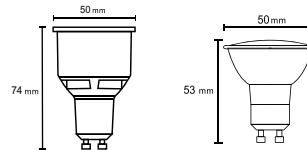
- * Voltage: AC 220-240V 50/60Hz
- * 25,000hrs long life time
- * Instant start with full bright output flick free
- * Perfect replacement for 90W incandescent Bulb
- * Low temperature, safety to touch
- * No UV or IR emission, mercury FREE
- * This lamp is not suitable for accent lighting



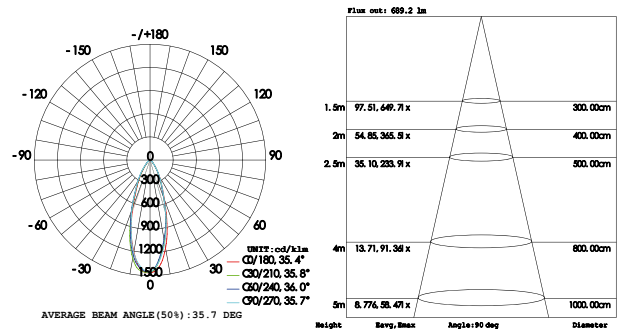
Dimmable
9W GU10 820 Lumen



9W LED ↔ 90W Incandescent lamp (Lux.)



Item No.	R09218	R09219	R09220
Potencia nominal/Wattage(W)		9	
Temperatura de color/CCT(K)	3000K	3000K	4000K
Flujo luminoso/Luminous Flux(lm)	800	800	820
Tension nominal/Voltage(V)	AC 220-240V 50/60Hz		
Regulable/Dimmable	YES	NO	NO
CRI		≥80	
Casquillo/Lamp Head		GU10	
Angulo/Beam Angle(deg)		50°	
Material	Aluminio+PC/Aluminum+PC		
Dimensiones/Dimensions(mm)	Φ50*74		



LED GU10 Bulb

Características

- * Voltaje: AC 220-240V 50/60Hz
- * 25,000 hrs. vida útil
- * Encendido instantaneo con potencia total
- * Perfecta para reemplazar la lampara incandescente de 70W
- * Baja temperatura al tacto
- * Libre de mercurio, Libre de emision UV & IR
- * Esta lampara no es idonea para la iluminacion de acentuacion

Features

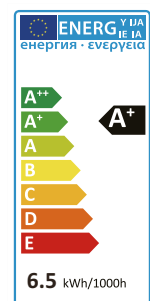
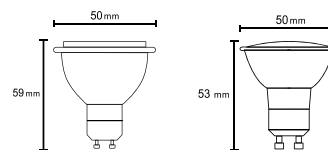
- * Voltage: AC 220-240V 50/60Hz
- * 25,000hrs long life time
- * Instant start with full bright output flick free
- * Perfect replacement for 70W incandescent Bulb
- * Low temperature, safety to touch
- * No UV or IR emission, mercury FREE
- * This lamp is not suitable for accent lighting



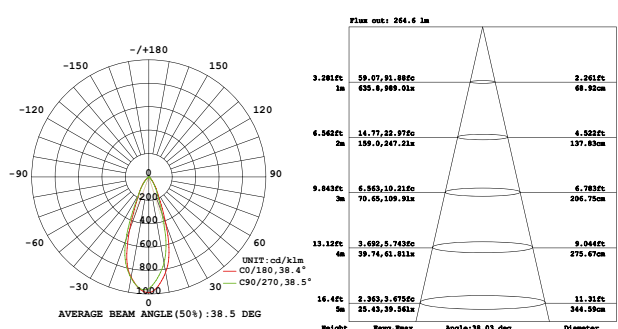
6.5W GU10 570 Lumen



6.5W LED ↔ 70W Incandescent lamp (Lux.)



Item No.	R09216	R09198
Potencia nominal/Wattage(W)		6.5
Temperatura de color/CCT(K)	3000K	4000K
Flujo luminoso/Luminous Flux(lm)	550	570
Tension nominal/Voltage(V)	AC 220-240V 50/60Hz	
Regulable/Dimmable		NO
CRI		≥80
Casquillo/Lamp Head		GU10
Angulo/Beam Angle(deg)		60°
Material	Aluminio+PC/Aluminum+PC	
Dimensiones/Dimensions(mm)	Φ50*59	



LED GU10 Bulb

Características

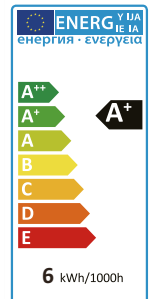
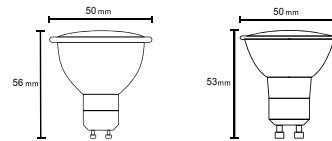

- * Voltaje: AC 220-240V 50/60Hz
- * 20,000 hrs. vida útil
- * Encendido instantaneo con potencia total
- * Perfecta para reemplazar la lampara incandescente de 60W
- * Baja temperatura al tacto
- * Libre de mercurio, Libre de emision UV & IR
- * Esta lampara no es idonea para la iluminacion de acentuacion

Features

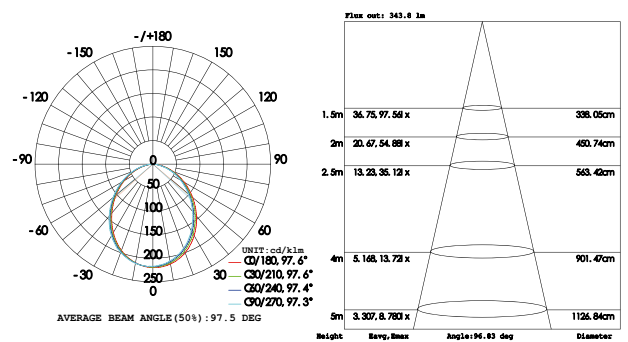
- * Voltage: AC 220-240V 50/60Hz
- * 20,000hrs long life time
- * Instant start with full bright output flick free
- * Perfect replacement for 60W incandescent Bulb
- * Low temperature, safety to touch
- * No UV or IR emission, mercury FREE
- * This lamp is not suitable for accent lighting



6W GU10 540 Lumen



Item No.	R09196	R09214	R09197
Potencia nominal/Wattage(W)		6	
Temperatura de color/CCT(K)	3000K	4000K	5000K
Flujo luminoso/Luminous Flux(lm)	520	540	540
Tension nominal/Voltage(V)	AC 220-240V 50/60Hz		
Regulable/Dimmable	NO		
CRI	≥80		
Casquillo/Lamp Head	GU10		
Angulo/Beam Angle(deg)	110°		
Material	Aluminio+PC/Aluminum+PC		
Dimensiones/Dimensions(mm)	Φ50*56		



LED GU10 Bulb

Características

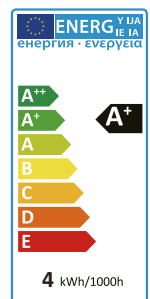
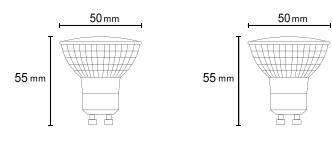
- * Voltaje: AC 220-240V 50/60Hz
- * 15,000 hrs. vida útil
- * Encendido instantaneo con potencia total
- * Perfecta para reemplazar la lampara incandescente de 40W
- * Baja temperatura al tacto
- * Libre de mercurio, Libre de emision UV & IR
- * Esta lampara no es idonea para la iluminacion de acentuacion

Features

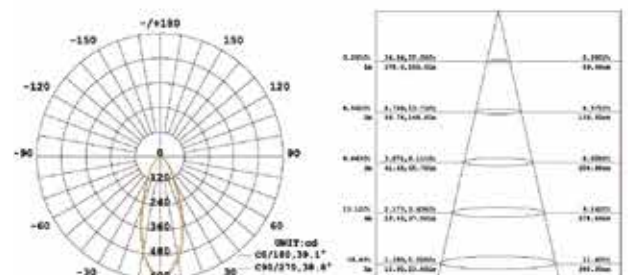
- * Voltage: AC 220-240V 50/60Hz
- * 15,000hrs long life time
- * Instant start with full bright output flick free
- * Perfect replacement for 40W incandescent Bulb
- * Low temperature, safety to touch
- * No UV or IR emission, mercury FREE
- * This lamp is not suitable for accent lighting



4W GU10 320 Lumen



Item No.	R09194	R09195
Potencia nominal/Wattage(W)		4
Temperatura de color/CCT(K)	3000K	5000K
Flujo luminoso/Luminous Flux(lm)	300	320
Tension nominal/Voltage(V)	AC 220-240V 50/60Hz	
Regulable/Dimmable	NO	
CRI	≥80	
Casquillo/Lamp Head	GU10	
Angulo/Beam Angle(deg)	110°	
Material	Aluminio+Cristal/Aluminum+Glass	
Dimensiones/Dimensions(mm)	Φ50*53	



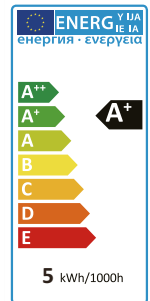
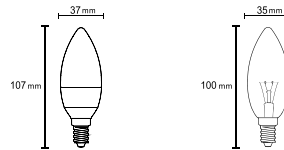

LED E14 Bulb

Características

- * Voltaje: AC 220-240V 50/60Hz
- * 25,000 hrs. vida útil
- * Encendido instantaneo con potencia total
- * Perfecta para reemplazar la lampara incandescente de 50W
- * Baja temperatura al tacto
- * Libre de mercurio, Libre de emision UV & IR
- * Esta lampara no es idonea para la iluminacion de acentuacion

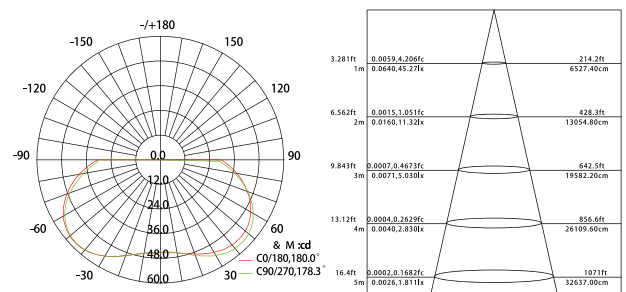
Features

- * Voltage: AC 220-240V 50/60Hz
- * 25,000hrs long life time
- * Instant start with full bright output flick free
- * Perfect replacement for 50W incandescent Bulb
- * Low temperature, safety to touch
- * No UV or IR emission, mercury FREE
- * This lamp is not suitable for accent lighting



5W E14 370 Lumen

Item No.	R09112	R09113
Potencia nominal/Wattage(W)	5	
Temperatura de color/CCT(K)	3000K	5000K
Flujo luminoso/Luminous Flux(lm)	360	370
Tension nominal/Voltage(V)	AC 220-240V 50/60Hz	
Regulable/Dimmable	NO	
CRI	≥80	
Casquillo/Lamp Head	E14	
Angulo/Beam Angle(deg)	180°	
Material	Aluminio+PC/Aluminum+PC	
Dimensiones/Dimensions(mm)	Φ37*107	



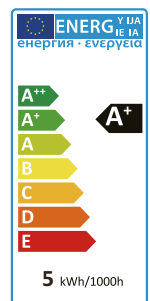
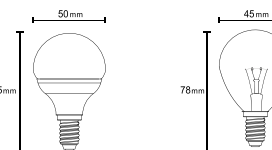
LED E14 Bulb

Características

- * Voltaje: AC 220-240V 50/60Hz
- * 25,000 hrs. vida útil
- * Encendido instantaneo con potencia total
- * Perfecta para reemplazar la lampara incandescente de 50W
- * Baja temperatura al tacto
- * Libre de mercurio, Libre de emision UV & IR
- * Esta lampara no es idonea para la iluminacion de acentuacion

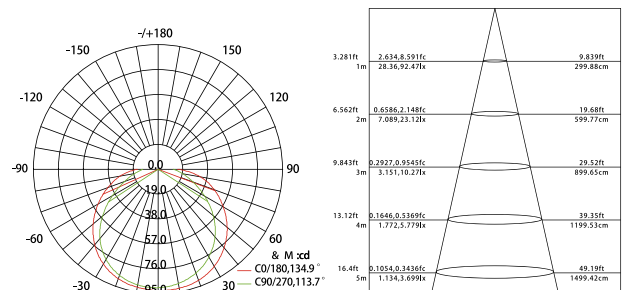
Features

- * Voltage: AC 220-240V 50/60Hz
- * 25,000hrs long life time
- * Instant start with full bright output flick free
- * Perfect replacement for 50W incandescent Bulb
- * Low temperature, safety to touch
- * No UV or IR emission, mercury FREE
- * This lamp is not suitable for accent lighting



5W E14 438 Lumen

Item No.	R09110	R09111
Potencia nominal/Wattage(W)	5	
Temperatura de color/CCT(K)	3000K	5000K
Flujo luminoso/Luminous Flux(lm)	401	438
Tension nominal/Voltage(V)	AC 220-240V 50/60Hz	
Regulable/Dimmable	NO	
CRI	≥80	
Casquillo/Lamp Head	E14	
Angulo/Beam Angle(deg)	130°	
Material	Aluminio+PC/Aluminum+PC	
Dimensiones/Dimensions(mm)	Φ50*85	



LED E14 Bulb

Características

- * Voltaje: AC 220-240V 50/60Hz
- * 25,000 hrs. vida útil
- * Encendido instantaneo con potencia total
- * Perfecta para reemplazar la lampara incandescente de 55W
- * Baja temperatura al tacto
- * Libre de mercurio, Libre de emision UV & IR
- * Esta lampara no es idonea para la iluminacion de acentuacion

Features

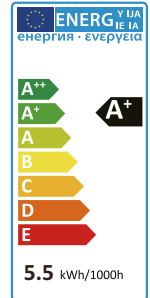
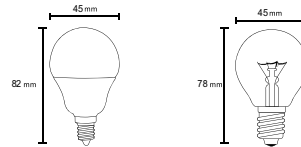
- * Voltage: AC 220-240V 50/60Hz
- * 25,000hrs long life time
- * Instant start with full bright output flick free
- * Perfect replacement for 55W incandescent Bulb
- * Low temperature, safety to touch
- * No UV or IR emission, mercury FREE
- * This lamp is not suitable for accent lighting



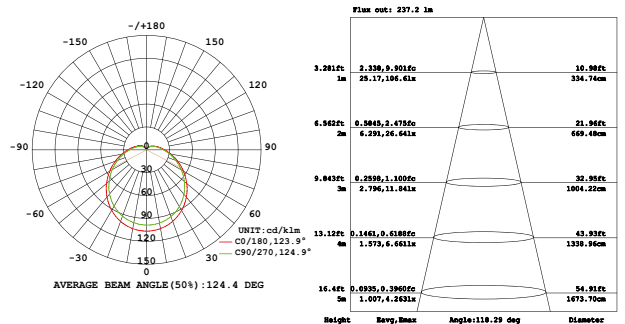
5.5W E14 490 Lumen



5.5W LED ↔ 55W Incandescent lamp (Lux.)



Item No.	R09117	R09221	R09118
Potencia nominal/Wattage(W)		5.5	
Temperatura de color/CCT(K)	3000K	4000K	5000K
Flujo luminoso/Luminous Flux(lm)	470	480	490
Tension nominal/Voltage(V)	AC 220-240V 50/60Hz		
Regulable/Dimmable	NO		
CRI	≥80		
Casquillo/Lamp Head	E14		
Angulo/Beam Angle(deg)	140°		
Material	Aluminio+PC+Cristal/Aluminum+PC+Glass		
Dimensiones/Dimensions(mm)	Φ45*82		



LED E14 Bulb

Características

- * Voltaje: AC 220-240V 50/60Hz
- * 15,000 hrs. vida útil
- * Encendido instantaneo con potencia total
- * Perfecta para reemplazar la lampara incandescente de 55W
- * Baja temperatura al tacto
- * Libre de mercurio, Libre de emision UV & IR
- * Esta lampara no es idonea para la iluminacion de acentuacion

Features

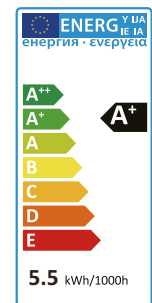
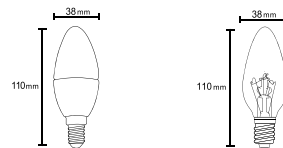
- * Voltage: AC 220-240V 50/60Hz
- * 15,000hrs long life time
- * Instant start with full bright output flick free
- * Perfect replacement for 55W incandescent Bulb
- * Low temperature, safety to touch
- * No UV or IR emission, mercury FREE
- * This lamp is not suitable for accent lighting



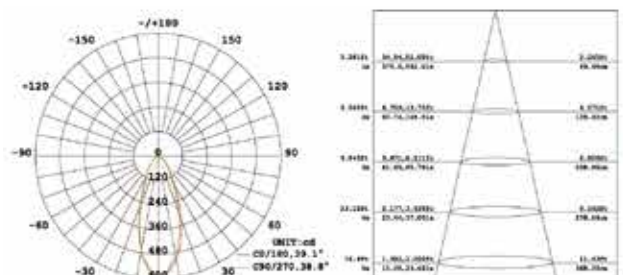
5.5W E14 490 Lumen



5.5W LED ↔ 55W Incandescent lamp (Lux.)



Item No.	R09200	R09201
Potencia nominal/Wattage(W)		5.5
Temperatura de color/CCT(K)	3000K	5000K
Flujo luminoso/Luminous Flux(lm)	470	490
Tension nominal/Voltage(V)	AC 220-240V 50/60Hz	
Regulable/Dimmable	NO	
CRI	≥80	
Casquillo/Lamp Head	E14	
Angulo/Beam Angle(deg)	185°	
Material	Aluminio+PC/Aluminum+PC	
Dimensiones/Dimensions(mm)	Φ38*110	



LED E14 Bulb

Características

- * Voltaje: AC 220-240V 50/60Hz
- * 15,000 hrs. vida útil
- * Encendido instantaneo con potencia total
- * Perfecta para reemplazar la lampara incandescente de 40W
- * Baja temperatura al tacto
- * Libre de mercurio, Libre de emision UV & IR
- * Esta lampara no es idonea para la iluminacion de acentuacion

Features

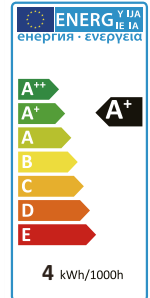
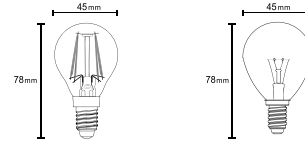
- * Voltage: AC 220-240V 50/60Hz
- * 15,000hrs long life time
- * Instant start with full bright output flick free
- * Perfect replacement for 40W incandescent Bulb
- * Low temperature, safety to touch
- * No UV or IR emission, mercury FREE
- * This lamp is not suitable for accent lighting



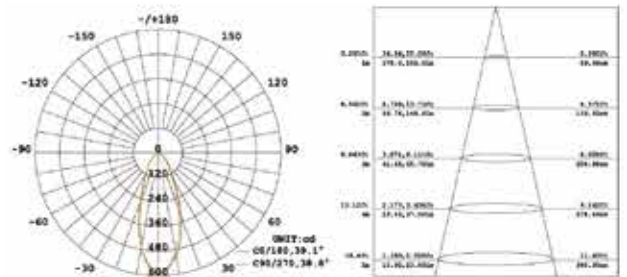
4W E14 400 Lumen



4W LED ↔ 40W Incandescent lamp (Lux.)



Item No.	R09114
Potencia nominal/Wattage(W)	4
Temperatura de color/CCT(K)	2700K
Flujo luminoso/Luminous Flux(lm)	400
Tension nominal/Voltage(V)	AC 220-240V 50/60Hz
Regulable/Dimmable	NO
CRI	≥80
Casquillo/Lamp Head	E14
Angulo/Beam Angle(deg)	360°
Material	Aluminio+Cristal/Aluminum+Glass
Dimensiones/Dimensions(mm)	Φ45*78



LED E14 Bulb

Características

- * Voltaje: AC 220-240V 50/60Hz
- * 15,000 hrs. vida útil
- * Encendido instantaneo con potencia total
- * Perfecta para reemplazar la lampara incandescente de 40W
- * Baja temperatura al tacto
- * Libre de mercurio, Libre de emision UV & IR
- * Esta lampara no es idonea para la iluminacion de acentuacion

Features

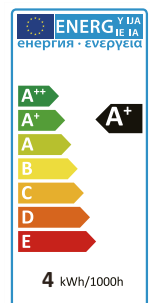
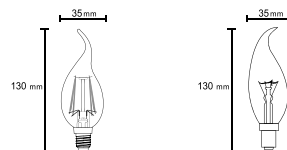
- * Voltage: AC 220-240V 50/60Hz
- * 15,000hrs long life time
- * Instant start with full bright output flick free
- * Perfect replacement for 40W incandescent Bulb
- * Low temperature, safety to touch
- * No UV or IR emission, mercury FREE
- * This lamp is not suitable for accent lighting




4W E14 400 Lumen



4W LED ↔ 40W Incandescent lamp (Lux.)



Item No.	R09116
Potencia nominal/Wattage(W)	4
Temperatura de color/CCT(K)	2700K
Flujo luminoso/Luminous Flux(lm)	400
Tension nominal/Voltage(V)	AC 220-240V 50/60Hz
Regulable/Dimmable	NO
CRI	≥80
Casquillo/Lamp Head	E14
Angulo/Beam Angle(deg)	360°
Material	Aluminio+Cristal/Aluminum+Glass
Dimensiones/Dimensions(mm)	Φ35*130



LED E14 Bulb

Características

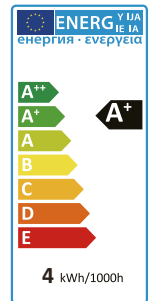
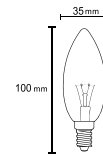
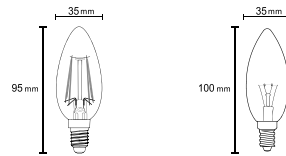

- * Voltaje: AC 220-240V 50/60Hz
- * 15,000 hrs. vida útil
- * Encendido instantaneo con potencia total
- * Perfecta para reemplazar la lampara incandescente de 40W
- * Baja temperatura al tacto
- * Libre de mercurio, Libre de emision UV & IR
- * Esta lampara no es idonea para la iluminacion de acentuacion

Features

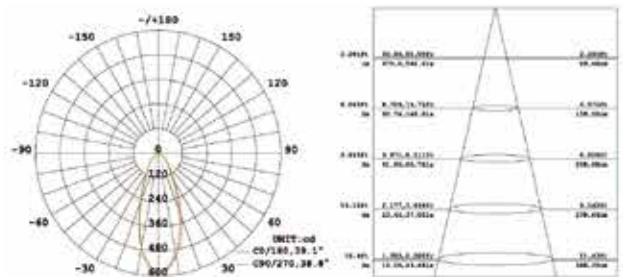
- * Voltage: AC 220-240V 50/60Hz
- * 15,000hrs long life time
- * Instant start with full bright output flick free
- * Perfect replacement for 40W incandescent Bulb
- * Low temperature, safety to touch
- * No UV or IR emission, mercury FREE
- * This lamp is not suitable for accent lighting



4W E14 400 Lumen



Item No.	R09115
Potencia nominal/Wattage(W)	4
Temperatura de color/CCT(K)	2700K
Flujo luminoso/Luminous Flux(lm)	400
Tension nominal/Voltage(V)	AC 220-240V 50/60Hz
Regulable/Dimmable	NO
CRI	≥80
Casquillo/Lamp Head	E14
Angulo/Beam Angle(deg)	360°
Material	Aluminio+Cristal/Aluminum+Glass
Dimensiones/Dimensions(mm)	Φ35*95



LED E14 Bulb

Características

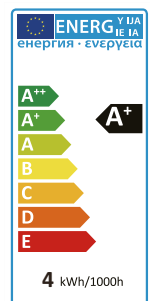
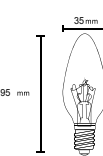
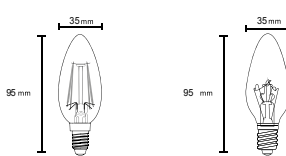

- * Voltaje: AC 220-240V 50/60Hz
- * 15,000 hrs. vida útil
- * Encendido instantaneo con potencia total
- * Perfecta para reemplazar la lampara incandescente de 40W
- * Baja temperatura al tacto
- * Libre de mercurio, Libre de emision UV & IR
- * Esta lampara no es idonea para la iluminacion de acentuacion

Features

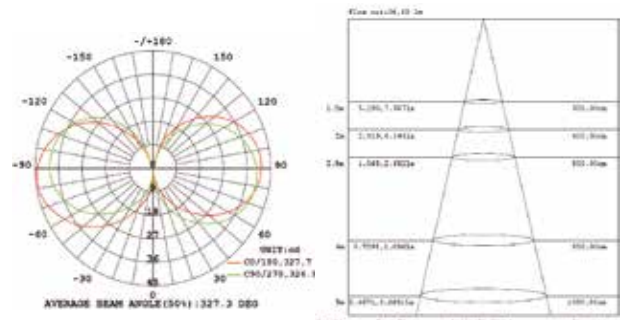
- * Voltage: AC 220-240V 50/60Hz
- * 15,000hrs long life time
- * Instant start with full bright output flick free
- * Perfect replacement for 40W incandescent Bulb
- * Low temperature, safety to touch
- * No UV or IR emission, mercury FREE
- * This lamp is not suitable for accent lighting



4W E14 340 Lumen



Item No.	R09208
Potencia nominal/Wattage(W)	4
Temperatura de color/CCT(K)	2200K
Flujo luminoso/Luminous Flux(lm)	340
Tension nominal/Voltage(V)	AC 220-240V 50/60Hz
Regulable/Dimmable	NO
CRI	≥80
Casquillo/Lamp Head	E14
Angulo/Beam Angle(deg)	360°
Material	Aluminio+Cristal/Aluminum+Glass
Dimensiones/Dimensions(mm)	Φ35*95



LED E27 Bulb

Características

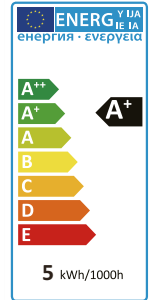
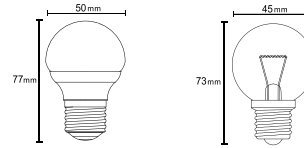
- * Voltaje: AC 220-240V 50/60Hz
- * 25,000 hrs. vida útil
- * Encendido instantaneo con potencia total
- * Perfecta para reemplazar la lampara incandescente de 50W
- * Baja temperatura al tacto
- * Libre de mercurio, Libre de emision UV & IR
- * Esta lampara no es idonea para la iluminacion de acentuacion

Features

- * Voltage: AC 220-240V 50/60Hz
- * 25,000hrs long life time
- * Instant start with full bright output flick free
- * Perfect replacement for 50W incandescent Bulb
- * Low temperature, safety to touch
- * No UV or IR emission, mercury FREE
- * This lamp is not suitable for accent lighting



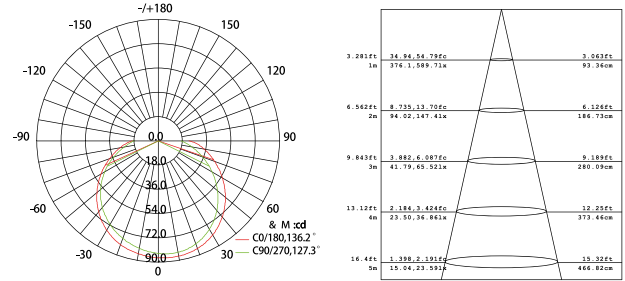
5W LED ↔ 50W Incandescent lamp (Lux.)



5W E27 435 Lumen



Item No.	R09120	R09121
Potencia nominal/Wattage(W)	5	
Temperatura de color/CCT(K)	3000K	5000K
Flujo luminoso/Luminous Flux(lm)	413	435
Tension nominal/Voltage(V)	AC 220-240V 50/60Hz	
Regulable/Dimmable	NO	
CRI	≥80	
Casquillo/Lamp Head	E27	
Angulo/Beam Angle(deg)	130°	
Material	Aluminio+PC/Aluminum+PC	
Dimensiones/Dimensions(mm)	Φ50*77	



LED E27 Bulb

Características

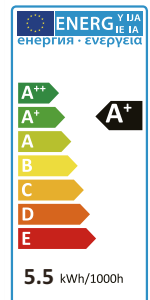
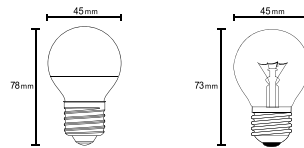
- * Voltaje: AC 220-240V 50/60Hz
- * 25,000 hrs. vida útil
- * Encendido instantaneo con potencia total
- * Perfecta para reemplazar la lampara incandescente de 55W
- * Baja temperatura al tacto
- * Libre de mercurio, Libre de emision UV & IR
- * Esta lampara no es idonea para la iluminacion de acentuacion

Features

- * Voltage: AC 220-240V 50/60Hz
- * 25,000hrs long life time
- * Instant start with full bright output flick free
- * Perfect replacement for 55W incandescent Bulb
- * Low temperature, safety to touch
- * No UV or IR emission, mercury FREE
- * This lamp is not suitable for accent lighting



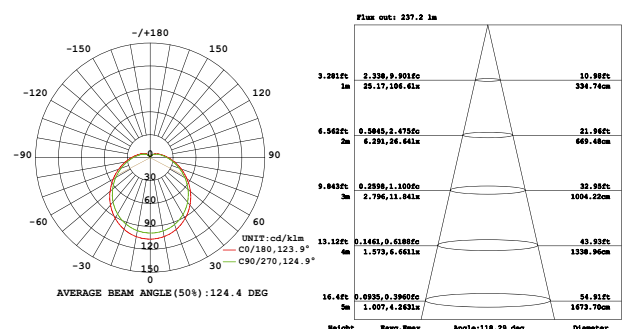
5.5W LED ↔ 55W Incandescent lamp (Lux.)



5.5W E27 490 Lumen



Item No.	R09135	R09223	R09136
Potencia nominal/Wattage(W)	5.5		
Temperatura de color/CCT(K)	3000K	4000K	5000K
Flujo luminoso/Luminous Flux(lm)	470	480	490
Tension nominal/Voltage(V)	AC 220-240V 50/60Hz		
Regulable/Dimmable	NO		
CRI	≥80		
Casquillo/Lamp Head	E27		
Angulo/Beam Angle(deg)	140°		
Material	Cristal+PC+Metal/Glass+PC+Metal		
Dimensiones/Dimensions(mm)	Φ45*78		



LED E27 Bulb

Características

- * Voltaje: AC 220-240V 50/60Hz
- * 15,000 hrs. vida útil
- * Encendido instantaneo con potencia total
- * Perfecta para reemplazar la lampara incandescente de 100W
- * Baja temperatura al tacto
- * Libre de mercurio, Libre de emision UV & IR
- * Esta lampara no es idonea para la iluminacion de acentuacion

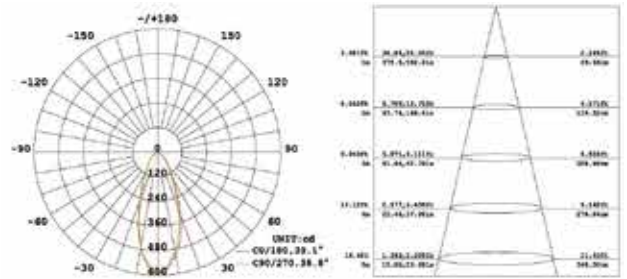
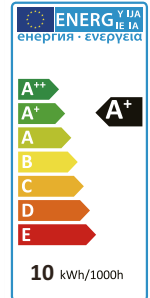
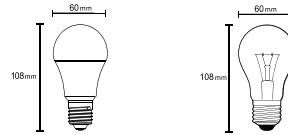

Features

- * Voltage: AC 220-240V 50/60Hz
- * 15,000hrs long life time
- * Instant start with full bright output flick free
- * Perfect replacement for 100W incandescent Bulb
- * Low temperature, safety to touch
- * No UV or IR emission, mercury FREE
- * This lamp is not suitable for accent lighting



10W E27 820 Lumen

Item No.	R09133	R09215	R09134
Potencia nominal/Wattage(W)		10	
Temperatura de color/CCT(K)	3000K	4000K	5000K
Flujo luminoso/Luminous Flux(lm)	810	820	820
Tension nominal/Voltage(V)	AC 220-240V 50/60Hz		
Regulable/Dimmable	NO		
CRI	≥80		
Casquillo/Lamp Head	E27		
Angulo/Beam Angle(deg)	320°		
Material	Aluminio+PC/Aluminum+PC		
Dimensiones/Dimensions(mm)	Φ60*108		



LED E27 Bulb

Características

- * Voltaje: AC 220-240V 50/60Hz
- * 20,000 hrs. vida útil
- * Encendido instantaneo con potencia total
- * Perfecta para reemplazar la lampara incandescente de 80W
- * Baja temperatura al tacto
- * Libre de mercurio, Libre de emision UV & IR
- * Esta lampara no es idonea para la iluminacion de acentuacion

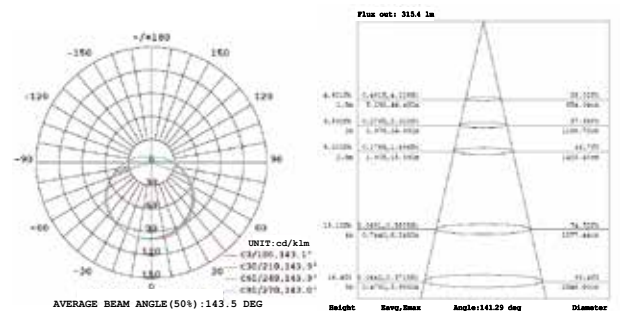
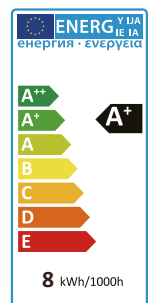
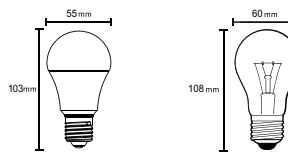

Features

- * Voltage: AC 220-240V 50/60Hz
- * 20,000hrs long life time
- * Instant start with full bright output flick free
- * Perfect replacement for 80W incandescent Bulb
- * Low temperature, safety to touch
- * No UV or IR emission, mercury FREE
- * This lamp is not suitable for accent lighting



8W E27 670 Lumen

Item No.	R09142	R09222	R09143
Potencia nominal/Wattage(W)		8	
Temperatura de color/CCT(K)	3000K	4000K	5000K
Flujo luminoso/Luminous Flux(lm)	630	660	670
Tension nominal/Voltage(V)	AC 220-240V 50/60Hz		
Regulable/Dimmable	NO		
CRI	≥80		
Casquillo/Lamp Head	E27		
Angulo/Beam Angle(deg)	240°		
Material	Aluminio+PC/Aluminum+PC		
Dimensiones/Dimensions(mm)	Φ55*103		



LED E27 Bulb

Características

- * Voltaje: AC 220-240V 50/60Hz
- * 20,000 hrs. vida útil
- * Encendido instantaneo con potencia total
- * Perfecta para reemplazar la lampara incandescente de 100W
- * Baja temperatura al tacto
- * Libre de mercurio, Libre de emision UV & IR
- * Esta lampara no es idonea para la iluminacion de acentuacion

Features

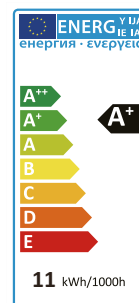
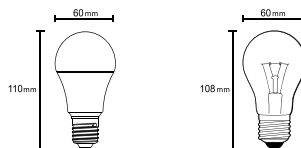
- * Voltage: AC 220-240V 50/60Hz
- * 20,000hrs long life time
- * Instant start with full bright output flick free
- * Perfect replacement for 100W incandescent Bulb
- * Low temperature, safety to touch
- * No UV or IR emission, mercury FREE
- * This lamp is not suitable for accent lighting



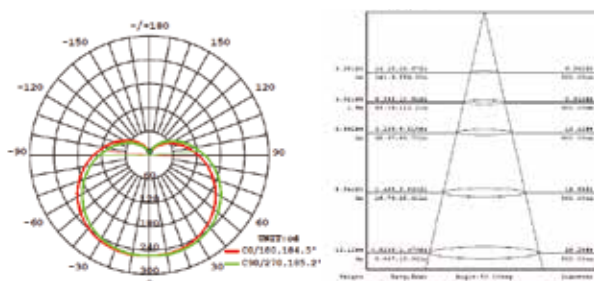
11W E27 870 Lumen Dimmable



11W LED ↔ 100W Incandescent lamp (Lux.)



Item No.	R09137	R09138
Potencia nominal/Wattage(W)		11
Temperatura de color/CCT(K)	3000K	5000K
Flujo luminoso/Luminous Flux(lm)	850	870
Tension nominal/Voltage(V)	AC 220-240V 50/60Hz	
Regulable/Dimmable	YES	
CRI	≥80	
Casquillo/Lamp Head	E27	
Angulo/Beam Angle(deg)	240°	
Material	PBT+cristal/glass	
Dimensiones/Dimensions(mm)	Φ60*110	



LED E27 Bulb

Características

- * Voltaje: AC 220-240V 50/60Hz
- * 20,000 hrs. vida útil
- * Encendido instantaneo con potencia total
- * Perfecta para reemplazar la lampara incandescente de 125W
- * Baja temperatura al tacto
- * Libre de mercurio, Libre de emision UV & IR
- * Esta lampara no es idonea para la iluminacion de acentuacion

Features

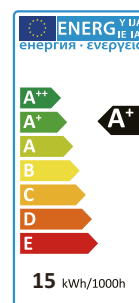
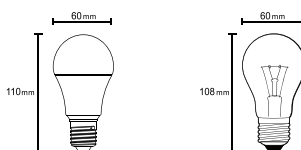
- * Voltage: AC 220-240V 50/60Hz
- * 20,000hrs long life time
- * Instant start with full bright output flick free
- * Perfect replacement for 125W incandescent Bulb
- * Low temperature, safety to touch
- * No UV or IR emission, mercury FREE
- * This lamp is not suitable for accent lighting



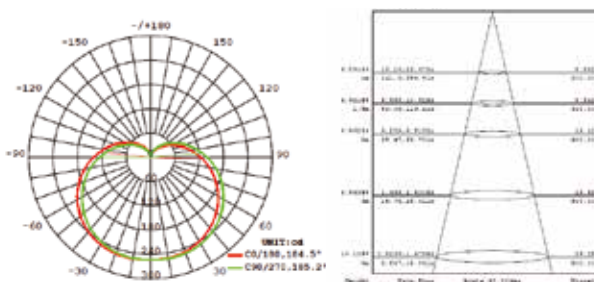
15W E27 1510 Lumen



15W LED ↔ 125W Incandescent lamp (Lux.)



Item No.	R09139	R09140
Potencia nominal/Wattage(W)		15
Temperatura de color/CCT(K)	3000K	5000K
Flujo luminoso/Luminous Flux(lm)	1480	1510
Tension nominal/Voltage(V)	AC 220-240V 50/60Hz	
Regulable/Dimmable	NO	
CRI	≥80	
Casquillo/Lamp Head	E27	
Angulo/Beam Angle(deg)	240°	
Material	PBT+cristal/glass	
Dimensiones/Dimensions(mm)	Φ60*110	



LED E27 Bulb



Características

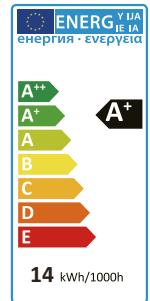
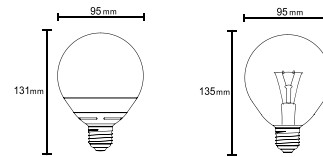
- * Voltaje: AC 220-240V 50/60Hz
- * 25,000 hrs. vida útil
- * Encendido instantaneo con potencia total
- * Perfecta para reemplazar la lampara incandescente de 140W
- * Baja temperatura al tacto
- * Libre de mercurio, Libre de emision UV & IR
- * Esta lampara no es idonea para la iluminacion de acentuacion

Features

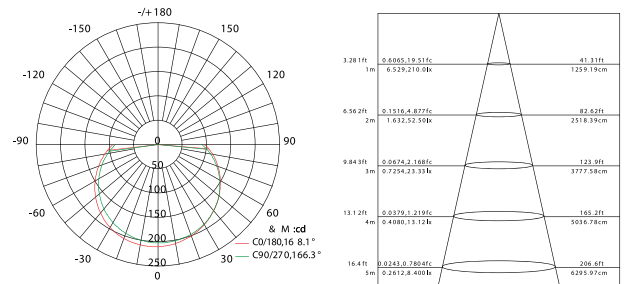
- * Voltage: AC 220-240V 50/60Hz
- * 25,000hrs long life time
- * Instant start with full bright output flick free
- * Perfect replacement for 140W incandescent Bulb
- * Low temperature, safety to touch
- * No UV or IR emission, mercury FREE
- * This lamp is not suitable for accent lighting



14W E27 1309 Lumen
G95



Item No.	R09122	R09123
Potencia nominal/Wattage(W)		14
Temperatura de color/CCT(K)	3000K	5000K
Flujo luminoso/Luminous Flux(lm)	1259	1309
Tension nominal/Voltage(V)	AC 220-240V 50/60Hz	
Regulable/Dimmable	NO	
CRI	≥80	
Casquillo/Lamp Head	E27	
Angulo/Beam Angle(deg)	180°	
Material	Aluminio+PC/Aluminum+PC	
Dimensiones/Dimensions(mm)	Φ95*131	



LED E27 Bulb

Características

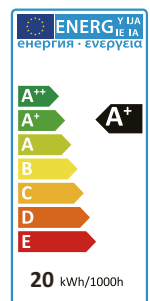
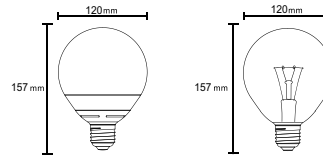
- * Voltaje: AC 220-240V 50/60Hz
- * 25,000 hrs. vida útil
- * Encendido instantaneo con potencia total
- * Perfecta para reemplazar la lampara incandescente de 175W
- * Baja temperatura al tacto
- * Libre de mercurio, Libre de emision UV & IR
- * Esta lampara no es idonea para la iluminacion de acentuacion

Features

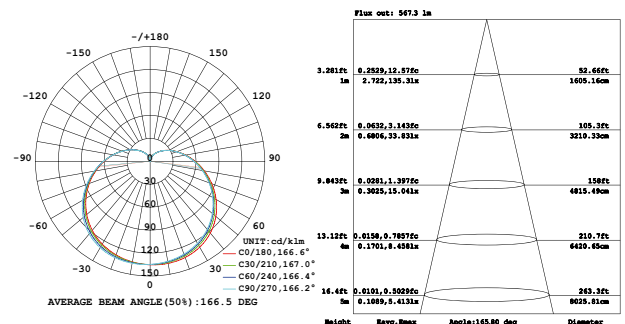
- * Voltage: AC 220-240V 50/60Hz
- * 25,000hrs long life time
- * Instant start with full bright output flick free
- * Perfect replacement for 175W incandescent Bulb
- * Low temperature, safety to touch
- * No UV or IR emission, mercury FREE
- * This lamp is not suitable for accent lighting



20W E27 1670 Lumen
G120



Item No.	R09212	R09213
Potencia nominal/Wattage(W)		20
Temperatura de color/CCT(K)	3000K	4000K
Flujo luminoso/Luminous Flux(lm)	1615	1670
Tension nominal/Voltage(V)	AC 220-240V 50/60Hz	
Regulable/Dimmable	NO	
CRI	≥80	
Casquillo/Lamp Head	E27	
Angulo/Beam Angle(deg)	270°	
Material	Aluminio+Cristal/Aluminum+Glass	
Dimensiones/Dimensions(mm)	Φ120*157	



LED E27 Bulb

Características

- * Voltaje: AC 220-240V 50/60Hz
- * 25,000 hrs. vida útil
- * Encendido instantaneo con potencia total
- * Perfecta para reemplazar la lampara incandescente de 100W
- * Baja temperatura al tacto
- * Libre de mercurio, Libre de emision UV & IR
- * Esta lampara no es idonea para la iluminacion de acentuacion

Features

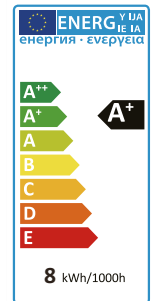
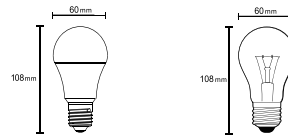
- * Voltage: AC 220-240V 50/60Hz
- * 25,000hrs long life time
- * Instant start with full bright output flick free
- * Perfect replacement for 100W incandescent Bulb
- * Low temperature, safety to touch
- * No UV or IR emission, mercury FREE
- * This lamp is not suitable for accent lighting



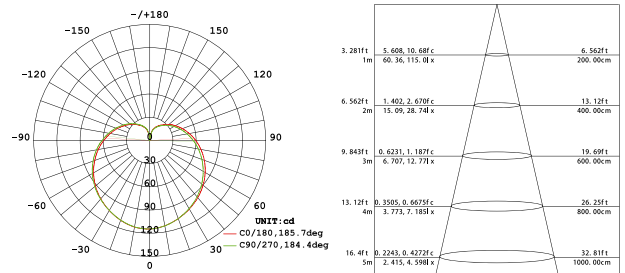
8W E27 823 Lumen



8W LED ↔ 100W Incandescent lamp (Lux.)



Item No.	R09174	R09178
Potencia nominal/Wattage(W)	8	
Temperatura de color/CCT(K)	3000K	5000K
Flujo luminoso/Luminous Flux(lm)	805	823
Tension nominal/Voltage(V)	AC 220-240V 50/60Hz	
Regulable/Dimmable	NO	
CRI	≥80	
Casquillo/Lamp Head	E27	
Angulo/Beam Angle(deg)	320°	
Material	Aluminio&PC / Aluminum&PC	
Dimensiones/Dimensions(mm)	Φ60*110	



LED E27 Bulb

Características

- * Voltaje: AC 110-240V 50/60Hz
- * 15,000 hrs. vida útil
- * Encendido instantaneo con potencia total
- * Perfecta para reemplazar la lampara incandescente de 75W
- * Baja temperatura al tacto
- * Libre de mercurio, Libre de emision UV & IR
- * Esta lampara no es idonea para la iluminacion de acentuacion

Features

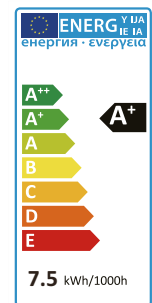
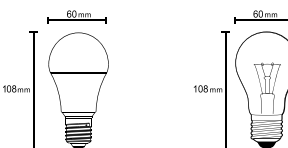
- * Voltage: AC 110-240V 50/60Hz
- * 15,000hrs long life time
- * Instant start with full bright output flick free
- * Perfect replacement for 75W incandescent Bulb
- * Low temperature, safety to touch
- * No UV or IR emission, mercury FREE
- * This lamp is not suitable for accent lighting



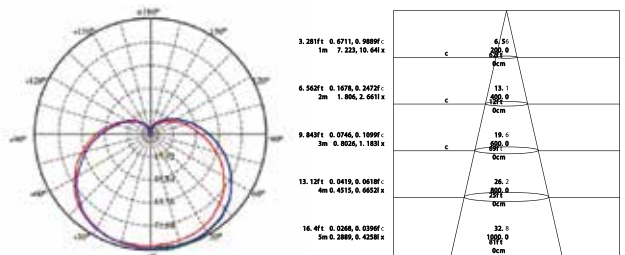
7.5W E27 RGBW 570 Lumen



7.5W LED ↔ 75W Incandescent lamp (Lux.)



Item No.	R00141
Potencia nominal/Wattage(W)	7.5
Temperatura de color/CCT(K)	RGB+3000k
Flujo luminoso/Luminous Flux(lm)	570
Tension nominal/Voltage(V)	AC 110-240V 50/60Hz
Regulable/Dimmable	YES
CRI	≥80
Casquillo/Lamp Head	E27
Angulo/Beam Angle(deg)	240°
Material	PBT+cristal/glass
Dimensiones/Dimensions(mm)	Φ60*108



LED E27 Bulb

Características

- * Voltaje: AC 220-240V 50/60Hz
- * 15,000 hrs. vida útil
- * Encendido instantaneo con potencia total
- * Perfecta para reemplazar la lampara incandescente de 70W
- * Baja temperatura al tacto
- * Libre de mercurio, Libre de emision UV & IR
- * Esta lampara no es idonea para la iluminacion de acentuacion

Features

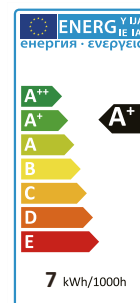
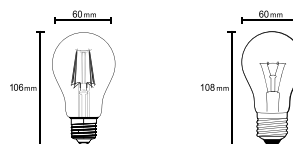
- * Voltage: AC 220-240V 50/60Hz
- * 15,000hrs long life time
- * Instant start with full bright output flick free
- * Perfect replacement for 70W incandescent Bulb
- * Low temperature, safety to touch
- * No UV or IR emission, mercury FREE
- * This lamp is not suitable for accent lighting



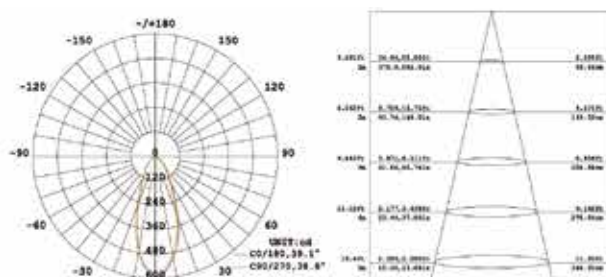
7W E27 800 Lumen



7W LED ↔ 70W Incandescent lamp (Lux.)



Item No.	R09131	R09211
Potencia nominal/Wattage(W)	7	
Temperatura de color/CCT(K)	2700K	4000K
Flujo luminoso/Luminous Flux(lm)	750	800
Tension nominal/Voltage(V)	AC 220-240V 50/60Hz	
Regulable/Dimmable	NO	
CRI	≥80	
Casquillo/Lamp Head	E27	
Angulo/Beam Angle(deg)	360°	
Material	Cristal / Glass	
Dimensiones/Dimensions(mm)	Φ60*106	



LED E27 Bulb

Características

- * Voltaje: AC 220-240V 50/60Hz
- * 15,000 hrs. vida útil
- * Encendido instantaneo con potencia total
- * Perfecta para reemplazar la lampara incandescente de 40W
- * Baja temperatura al tacto
- * Libre de mercurio, Libre de emision UV & IR
- * Esta lampara no es idonea para la iluminacion de acentuacion

Features

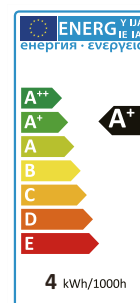
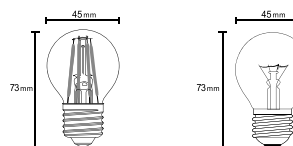
- * Voltage: AC 220-240V 50/60Hz
- * 15,000hrs long life time
- * Instant start with full bright output flick free
- * Perfect replacement for 40W incandescent Bulb
- * Low temperature, safety to touch
- * No UV or IR emission, mercury FREE
- * This lamp is not suitable for accent lighting



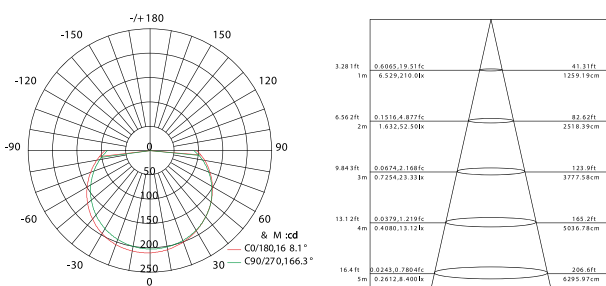
4W E27 400 Lumen



4W LED ↔ 40W Incandescent lamp (Lux.)



Item No.	R09132
Potencia nominal/Wattage(W)	4
Temperatura de color/CCT(K)	2700K
Flujo luminoso/Luminous Flux(lm)	400
Tension nominal/Voltage(V)	AC 220-240V 50/60Hz
Regulable/Dimmable	NO
CRI	≥80
Casquillo/Lamp Head	E27
Angulo/Beam Angle(deg)	360°
Material	Cristal / Glass
Dimensiones/Dimensions(mm)	Φ45*73



LED E27 G95 Bulb

Características

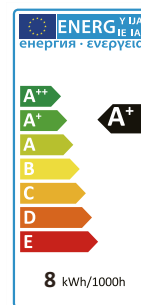
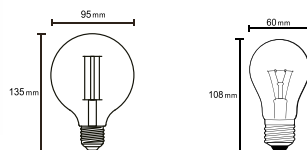

- * Voltaje: AC 220-240V 50/60Hz
- * 15,000 hrs. vida útil
- * Encendido instantaneo con potencia total
- * Perfecta para reemplazar la lampara incandescente de 75W
- * Baja temperatura al tacto
- * Libre de mercurio, Libre de emision UV & IR
- * Esta lampara no es idonea para la iluminacion de acentuacion

Features


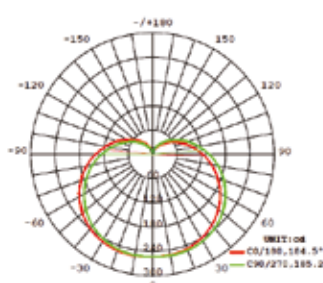
- * Voltage: AC 220-240V 50/60Hz
- * 15,000hrs long life time
- * Instant start with full bright output flick free
- * Perfect replacement for 75W incandescent Bulb
- * Low temperature, safety to touch
- * No UV or IR emission, mercury FREE
- * This lamp is not suitable for accent lighting



8W E27 640 Lumen
G95



Item No.	R09204
Potencia nominal/Wattage(W)	8
Temperatura de color/CCT(K)	2200K
Flujo luminoso/Luminous Flux(lm)	640
Tension nominal/Voltage(V)	AC 220-240V 50/60Hz
Regulable/Dimmable	YES
CRI	≥80
Casquillo/Lamp Head	E27
Angulo/Beam Angle(deg)	360°
Material	Aluminio+Cristal/Aluminum+Glass
Dimensiones/Dimensions(mm)	Φ95*135



LED E27 G125 Bulb

Características

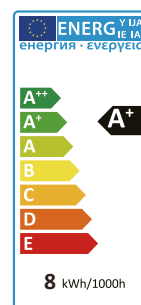
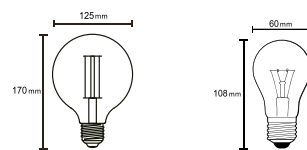

- * Voltaje: AC 220-240V 50/60Hz
- * 15,000 hrs. vida útil
- * Encendido instantaneo con potencia total
- * Perfecta para reemplazar la lampara incandescente de 75W
- * Baja temperatura al tacto
- * Libre de mercurio, Libre de emision UV & IR
- * Esta lampara no es idonea para la iluminacion de acentuacion

Features


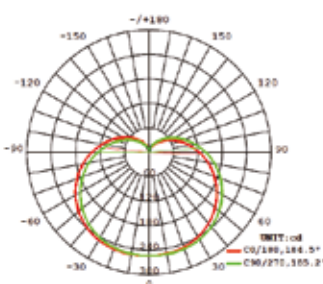
- * Voltage: AC 220-240V 50/60Hz
- * 15,000hrs long life time
- * Instant start with full bright output flick free
- * Perfect replacement for 75W incandescent Bulb
- * Low temperature, safety to touch
- * No UV or IR emission, mercury FREE
- * This lamp is not suitable for accent lighting



8W E27 640 Lumen
G125



Item No.	R09205
Potencia nominal/Wattage(W)	8
Temperatura de color/CCT(K)	2200K
Flujo luminoso/Luminous Flux(lm)	640
Tension nominal/Voltage(V)	AC 220-240V 50/60Hz
Regulable/Dimmable	YES
CRI	≥80
Casquillo/Lamp Head	E27
Angulo/Beam Angle(deg)	360°
Material	Aluminio+Cristal/Aluminum+Glass
Dimensiones/Dimensions(mm)	Φ125*170



LED E27 ST64 Bulb

Características

- * Voltaje: AC 220-240V 50/60Hz
- * 15,000 hrs. vida útil
- * Encendido instantaneo con potencia total
- * Perfecta para reemplazar la lampara incandescente de 75W
- * Baja temperatura al tacto
- * Libre de mercurio, Libre de emision UV & IR
- * Esta lampara no es idonea para la iluminacion de acentuacion

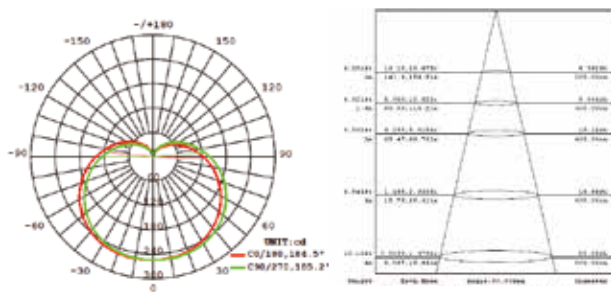
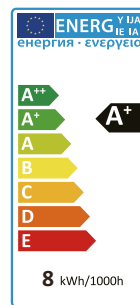
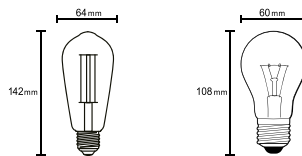

Features

- * Voltage: AC 220-240V 50/60Hz
- * 15,000hrs long life time
- * Instant start with full bright output flick free
- * Perfect replacement for 75W incandescent Bulb
- * Low temperature, safety to touch
- * No UV or IR emission, mercury FREE
- * This lamp is not suitable for accent lighting



8W E27 640 Lumen
ST64

Item No.	R09206
Potencia nominal/Wattage(W)	8
Temperatura de color/CCT(K)	2200K
Flujo luminoso/Luminous Flux(lm)	640
Tension nominal/Voltage(V)	AC 220-240V 50/60Hz
Regulable/Dimmable	YES
CRI	≥80
Casquillo/Lamp Head	E27
Angulo/Beam Angle(deg)	360°
Material	Aluminio+Cristal/Aluminum+Glass
Dimensiones/Dimensions(mm)	Φ64*142



LED E27 Bulb

Características

- * Voltaje: AC 220-240V 50/60Hz
- * 15,000 hrs. vida útil
- * Encendido instantaneo con potencia total
- * Perfecta para reemplazar la lampara incandescente de 65W
- * Baja temperatura al tacto
- * Libre de mercurio, Libre de emision UV & IR
- * Esta lampara no es idonea para la iluminacion de acentuacion

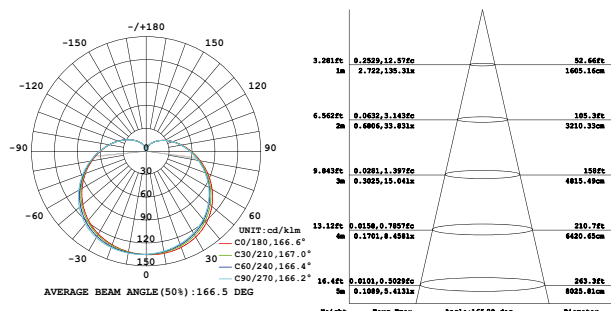
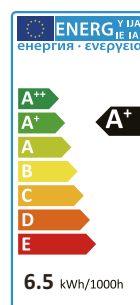
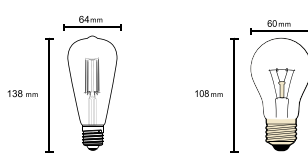
Features

- * Voltage: AC 220-240V 50/60Hz
- * 15,000hrs long life time
- * Instant start with full bright output flick free
- * Perfect replacement for 65W incandescent Bulb
- * Low temperature, safety to touch
- * No UV or IR emission, mercury FREE
- * This lamp is not suitable for accent lighting



6.5W E27 650 Lumen
ST64

Item No.	R09228
Potencia nominal/Wattage(W)	6.5
Temperatura de color/CCT(K)	2200K
Flujo luminoso/Luminous Flux(lm)	650
Tension nominal/Voltage(V)	AC 220-240V 50/60Hz
Regulable/Dimmable	NO
CRI	≥80
Casquillo/Lamp Head	E27
Angulo/Beam Angle(deg)	360°
Material	Aluminio+Cristal/Aluminum+Glass
Dimensiones/Dimensions(mm)	Φ64*138



LED E27 Bulb

Características

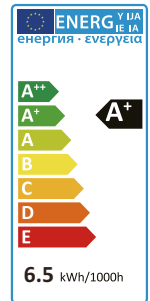
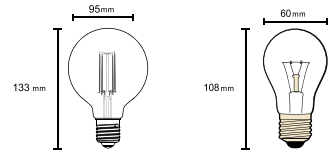

- * Voltaje: AC 220-240V 50/60Hz
- * 15,000 hrs. vida util
- * Encendido instantaneo con potencia total
- * Perfecta para reemplazar la lampara incandescente de 65W
- * Baja temperatura al tacto
- * Libre de mercurio, Libre de emision UV & IR
- * Esta lampara no es idonea para la iluminacion de acentuacion

Features

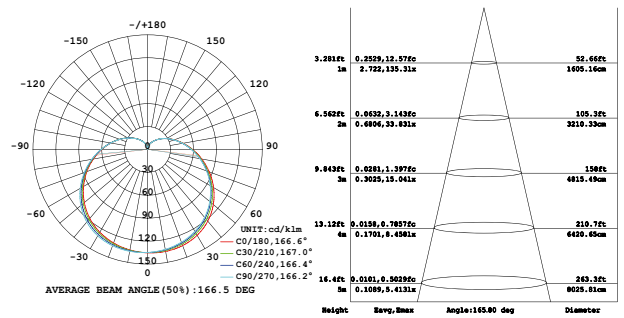
- * Voltage: AC 220-240V 50/60Hz
- * 15,000hrs long life time
- * Instant start with full bright output flick free
- * Perfect replacement for 65W incandescent Bulb
- * Low temperature, safety to touch
- * No UV or IR emission, mercury FREE
- * This lamp is not suitable for accent lighting



6.5W E27 650 Lumen
G95



Item No.	R09229
Potencia nominal/Wattage(W)	6.5
Temperatura de color/CCT(K)	2200K
Flujo luminoso/Luminous Flux(lm)	650
Tension nominal/Voltage(V)	AC 220-240V 50/60Hz
Regulable/Dimmable	NO
CRI	≥80
Casquillo/Lamp Head	E27
Angulo/Beam Angle(deg)	360°
Material	Aluminio+Cristal/Aluminum+Glass
Dimensiones/Dimensions(mm)	Φ95*133



LED E27 Bulb

Características

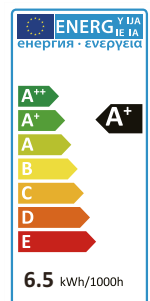
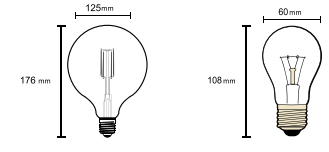
- * Voltaje: AC 220-240V 50/60Hz
- * 15,000 hrs. vida util
- * Encendido instantaneo con potencia total
- * Perfecta para reemplazar la lampara incandescente de 65W
- * Baja temperatura al tacto
- * Libre de mercurio, Libre de emision UV & IR
- * Esta lampara no es idonea para la iluminacion de acentuacion

Features

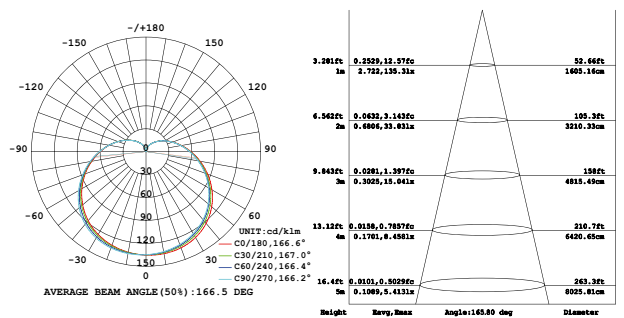
- * Voltage: AC 220-240V 50/60Hz
- * 15,000hrs long life time
- * Instant start with full bright output flick free
- * Perfect replacement for 65W incandescent Bulb
- * Low temperature, safety to touch
- * No UV or IR emission, mercury FREE
- * This lamp is not suitable for accent lighting



6.5W E27 650 Lumen
G125



Item No.	R09230
Potencia nominal/Wattage(W)	6.5
Temperatura de color/CCT(K)	2200K
Flujo luminoso/Luminous Flux(lm)	650
Tension nominal/Voltage(V)	AC 220-240V 50/60Hz
Regulable/Dimmable	NO
CRI	≥80
Casquillo/Lamp Head	E27
Angulo/Beam Angle(deg)	360°
Material	Aluminio+Cristal/Aluminum+Glass
Dimensiones/Dimensions(mm)	Φ125*176



LED E27 T30 Bulb

Características

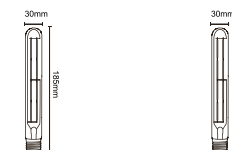

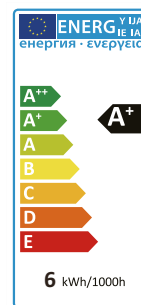
- * Voltaje: AC 220-240V 50/60Hz
- * 20,000 hrs. vida útil
- * Encendido instantaneo con potencia total
- * Perfecta para reemplazar la lampara incandescente de 60W
- * Baja temperatura al tacto
- * Libre de mercurio, Libre de emision UV & IR
- * Esta lampara no es idonea para la iluminacion de acentuacion

Features

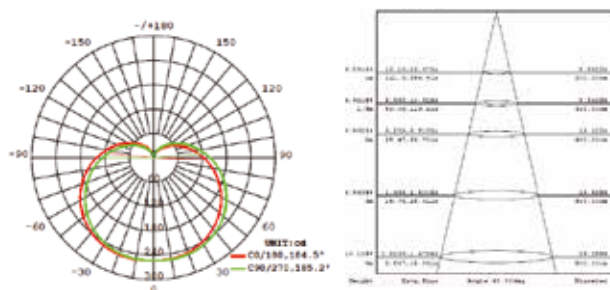
- * Voltage: AC 220-240V 50/60Hz
- * 20,000hrs long life time
- * Instant start with full bright output flick free
- * Perfect replacement for 60W incandescent Bulb
- * Low temperature, safety to touch
- * No UV or IR emission, mercury FREE
- * This lamp is not suitable for accent lighting



6W E27 590 Lumen
T30



Item No.	R09233
Potencia nominal/Wattage(W)	6
Temperatura de color/CCT(K)	2400K
Flujo luminoso/Luminous Flux(lm)	590
Tension nominal/Voltage(V)	AC 220-240V 50/60Hz
Regulable/Dimmable	NO
CRI	≥80
Casquillo/Lamp Head	E27
Angulo/Beam Angle(deg)	360°
Material	Aluminio+Cristal/Aluminum+Glass
Dimensiones/Dimensions(mm)	Φ30*185



LED E27 T30 Bulb

Características

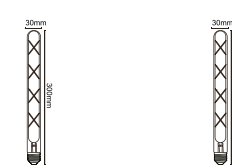

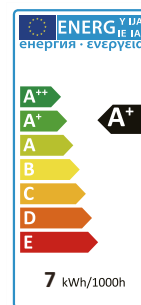
- * Voltaje: AC 220-240V 50/60Hz
- * 20,000 hrs. vida útil
- * Encendido instantaneo con potencia total
- * Perfecta para reemplazar la lampara incandescente de 70W
- * Baja temperatura al tacto
- * Libre de mercurio, Libre de emision UV & IR
- * Esta lampara no es idonea para la iluminacion de acentuacion

Features

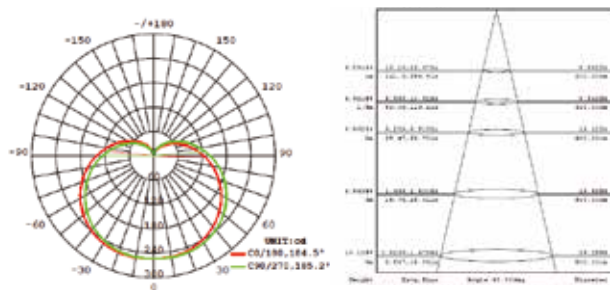
- * Voltage: AC 220-240V 50/60Hz
- * 20,000hrs long life time
- * Instant start with full bright output flick free
- * Perfect replacement for 70W incandescent Bulb
- * Low temperature, safety to touch
- * No UV or IR emission, mercury FREE
- * This lamp is not suitable for accent lighting



7W E27 660 Lumen
T30



Item No.	R09232
Potencia nominal/Wattage(W)	7
Temperatura de color/CCT(K)	2400K
Flujo luminoso/Luminous Flux(lm)	660
Tension nominal/Voltage(V)	AC 220-240V 50/60Hz
Regulable/Dimmable	NO
CRI	≥80
Casquillo/Lamp Head	E27
Angulo/Beam Angle(deg)	360°
Material	Aluminio+Cristal/Aluminum+Glass
Dimensiones/Dimensions(mm)	Φ30*300



LED GX53 Bulb

Características

- * Voltaje: AC 100-250V 50/60Hz
- * 20,000 hrs. vida util
- * Encendido instantaneo con potencia total
- * Perfecta para reemplazar la lampara incandescente de 80W
- * Baja temperatura al tacto
- * Libre de mercurio, Libre de emision UV & IR
- * Esta lampara no es idonea para la iluminacion de acentuacion

Features

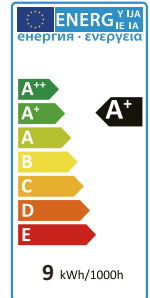
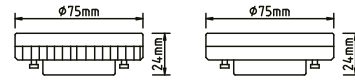
- * Voltage: AC 100-250V 50/60Hz
- * 20,000hrs long life time
- * Instant start with full bright output flick free
- * Perfect replacement for 80W incandescent Bulb
- * Low temperature, safety to touch
- * No UV or IR emission, mercury FREE
- * This lamp is not suitable for accent lighting



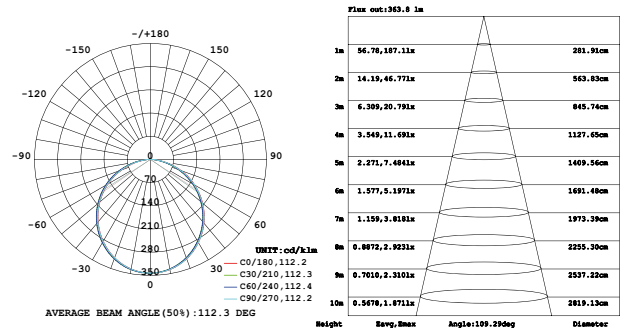
9W GX53 730 Lumen



9W LED ↔ 80W Incandescent lamp (Lux.)



Item No.	R09224	R09225
Potencia nominal/Wattage(W)	9	
Temperatura de color/CCT(K)	3000K	4000K
Flujo luminoso/Luminous Flux(lm)	730	740
Tension nominal/Voltage(V)	AC 100-250V 50/60Hz	
Regulable/Dimmable	NO	
CRI	≥80	
Casquillo/Lamp Head	GX53	
Angulo/Beam Angle(deg)	120°	
Material	estampacion de aluminio&PC / Stamping aluminium&PC	
Dimensiones/Dimensions(mm)	Φ75*24	



LED E27 Bulb

Características

- * Voltaje: AC 220-240V 50/60Hz
- * 15,000 hrs. vida util
- * Encendido instantaneo con potencia total
- * Perfecta para reemplazar la lampara incandescente de 90W
- * Baja temperatura al tacto
- * Libre de mercurio, Libre de emision UV & IR
- * Esta lampara no es idonea para la iluminacion de acentuacion

Features


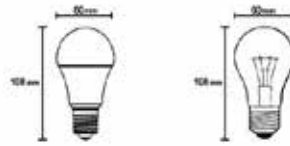
- * Voltage: AC 220-240V 50/60Hz
- * 15,000hrs long life time
- * Instant start with full bright output flick free
- * Perfect replacement for 90W incandescent Bulb
- * Low temperature, safety to touch
- * No UV or IR emission, mercury FREE
- * This lamp is not suitable for accent lighting



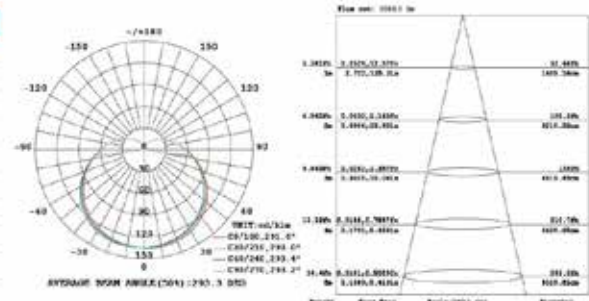
9W E27 1090 Lumen



9W LED ↔ 90W Incandescent lamp (Lux.)



Item No.	R09234	R09235
Potencia nominal/Wattage(W)	9	
Temperatura de color/CCT(K)	3000K	4000K
Flujo luminoso/Luminous Flux(lm)	1000	1090
Tension nominal/Voltage(V)	AC 220-240V 50/60Hz	
Regulable/Dimmable	NO	
CRI	≥80	
Casquillo/Lamp Head	E27	
Angulo/Beam Angle(deg)	260°	
Material	PBT+cristal/glass	
Dimensiones/Dimensions(mm)	Φ60*108	



Símbolos-symbols

Clase protección-Class protection



Protección agua - IP Protection



Garantía - Guarantee



LED (horas) - LED Life (hours)



Led Incluída - Led Included



Control Remoto - Remote Control




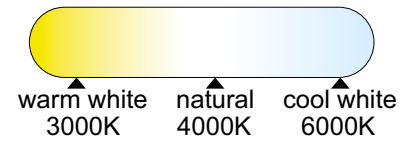
Dimable - Tipo interruptor



Sensor - Sensor



CCT:



Etiqueta energética - ERP



Conexión - Connection



No Incluída - Not Included



Cargador De Inducción Teléfono - Cell Phone Induction Charger



On/Off



Dimable



1326	FLAME	250
1388	AVORIAZ	256
1391	AVORIAZ	256
1394	AVORIAZ	256
1397	AVORIAZ	286
1398	AVORIAZ	286
1399	AVORIAZ	286
1400	FLAME	208
3695	BARREL	254
3696	WAZOWSKI	252
5085	SISLEY	88
5087	SISLEY	86
5120	TOJA	76
5121	TOJA	76
5122	TOJA	76
5123	SOL	80
5124	SOL	80
5125	SOL	80
5170	BAHIA	59
5171	BAHIA	59
5232	BAHIA	56
5233	BAHIA	58
5234	BAHIA	58
5235	BAHIA	59
5236	BAHIA	59
5237	BAHIA / HABANA	62
5237	HABANA/ BAHIA	62
5238	BAHIA / HABANA	62
5238	HABANA/ BAHIA	62
5239	BAHIA / HABANA	63
5239	HABANA/ BAHIA	63
5240	BAHIA / HABANA	63
5240	HABANA/ BAHIA	63
5257	IBIZA	38
5316	HABANA	60
5317	HABANA	60
5410	ZERO E27	100
5411	ZERO E27	100
5480	MINI	78
5481	MINI	78
5482	MINI	78
5483	MINI	78
5500	CUMBUCO	105
5501	CUMBUCO	104

5502	CUMBUCO	102
5503	CUMBUCO	104
5508	CUMBUCO	105
5513	CUMBUCO	102
5515	CUMBUCO	107
5516	CUMBUCO	107
5517	CUMBUCO	106
5622	ARUBA	124
5623	ARUBA	124
5624	ARUBA	125
5625	ARUBA	125
5626	ARUBA	144
5627	ARUBA	144
5628	ARUBA	144
5629	ARUBA	144
5630	KAILUA	138
5631	KAILUA	138
5632	KAILUA	138
5633	KAILUA	138
5714	CABARETE	45
5715	CABARETE	44
5717	BORACAY	134
5718	BORACAY	134
5719	BORACAY	136
5720	BORACAY	137
6015	ARUBA	142
6016	ARUBA	142
6044	ARUBA	146
6045	ARUBA	146
6046	BOAVISTA	46
6047	BOAVISTA	47
6048	BOAVISTA	46
6049	BOAVISTA	47
6050	BOAVISTA	46
6051	BOAVISTA	47
6055	ZERO E27	100
6070	TARIFA	50
6071	TARIFA	50
6072	TARIFA	50
6075	P R E A	52
6076	P R E A	52
6077	P R E A	52
6080	CAYMAN	42
6081	CAYMAN	42

6082	CAYMAN	42
6083	CAYMAN	42
6091	CAICOS	54
6092	CAICOS	54
6093	CAICOS	54
6150	CUMBUCO	105
6151	CUMBUCO	105
6152	CUMBUCO	102
6153	CUMBUCO	102
6160	MINI	98
6162	MINI	98
6163	MINI	98
6164	MINI	96
6166	MINI	96
6168	MINI	96
6169	MINI	96
6210	KINKÉ	276
6211	KINKÉ	278
6212	KINKÉ	274
6213	KINKÉ	280
6214	KINKÉ	280
6215	KINKÉ	2840
6216	KINKÉ	280
6217	KINKÉ	280
6218	KINKÉ	282
6220	ASIMETRIC	20
6221	ASIMETRIC	20
6222	ASIMETRIC	20
6230	MURAL	72
6231	MURAL	70
6253	TOJA	76
6254	TOJA	76
6280	SAL	127
6281	SAL	126
6282	SAL	126
6283	SAL	40, 140
6284	SAL	40
6360	YAQUE	90
6361	YAQUE	90
6362	YAQUE	90
6363	YAQUE	90
6364	YAQUE	90
6365	YAQUE	90
6370	JERI	82

6371	JERI	82
6372	JERI	82
6373	JERI	82
6374	JERI	82
6375	JERI	82
6380	PARACURU	84
6381	PARACURU	84
6382	PARACURU	84
6383	PARACURU	84
6384	PARACURU	84
6385	PARACURU	84
6390	GRACIOSA	191
6391	GRACIOSA	191
6392	GRACIOSA	190
6393	GRACIOSA	190
6394	GRACIOSA	190
6395	MEDANO	164
6396	MEDANO	164
6397	GRACIOSA	190
6398	MEDANO	165
6399	MEDANO	165
6400	GARDA	152
6401	GARDA	152
6402	GARDA	153
6403	GARDA	153
6405	ATLANTIS	192
6406	ATLANTIS	192
6470	RODAS	232
6480	K2	248
6481	K2	248
6482	VOLCANO	220
6483	VOLCANO	220
6484	K2	248
6485	ANETO	272
6486	ANETO	272
6487	ANETO	272
6488	ANETO	273
6490	MERIBEL	260
6491	ASTUN	246
6492	MERIBEL	216
6493	MERIBEL	216
6494	MERIBEL	214
6495	MERIBEL	214
6496	CERLER	234

6497	TIGNES	235
6498	TIGNES	268
6499	TIGNES	268
6505	EVEREST	226
6506	EVEREST	226
6508	TEJA	218
6510	KANDANCHU	228
6511	KANDANCHU	228
6512	KANDANCHU	230
6513	KANDANCHU	230
6514	KANDANCHU	230
6515	KANDANCHU	230
6516	KANDANCHU	231
6517	KANDANCHU	231
6520	DAVOS	236
6521	DAVOS	236
6522	DAVOS	236
6523	DAVOS	236
6525	TRIAX	238
6526	TRIAX	238
6530	SOCHI	240
6531	SOCHI	240
6534	BORA	242
6535	BORA	243
6536	BORA	242
6537	BORA	243
6540	ARCS	244
6541	ARCS	244
6542	JACKSON	245
6543	JACKSON	245
6545	ESPIGA	202
6546	ESPIGA	204
6547	ESPIGA	206
6550	MAYA	258
6551	MAYA	210
6552	MAYA	210
6553	MAYA	210
6554	MAYA	210
6555	MAYA	284
6558	IGUAZU	222
6559	IGUAZU	222
6560	MURAL	94
6561	MURAL	94
6562	MURAL	118

6563	MURAL	114
6564	MURAL	70
6565	MURAL	70
6620	SAONA SUP	108
6621	SAONA SUP	108
6622	SAONA SUP	108
6623	SAONA SUP	108
6624	SAONA SUP	108
6625	SAONA SUP	108
6626	SAONA SUP	108
6627	SAONA SUP	108
6628	SAONA SUP	110
6629	SAONA SUP	110
6630	SAONA SUP	110
6631	SAONA SUP	110
6632	SAONA SUP	110
6633	SAONA SUP	110
6634	SAONA SUP	110
6635	SAONA SUP	110
6700	TORCH	34
6701	TORCH	34
6702	TORCH	36
6703	TORCH	36
6710	SAL	127
6711	SAL	126
6712	SAL	126
6713	SAL	40, 140
6714	SAL	40
6715	ZANZIBAR	120
6716	ZANZIBAR	120
6717	SAL	148
6718	SAL	148
6735	TORCH	112
6736	TORCH	112
6737	TORCH	116
6738	TORCH	116
6740	EVEREST	266
6741	EVEREST	266
6742	EVEREST	268
6743	EVEREST	268
6744	EVEREST	266
6745	EVEREST	266
6746	EVEREST	268
6747	EVEREST	268

6750	ZANZIBAR	24
6751	ZANZIBAR	26
6752	ZANZIBAR	24
6753	ZANZIBAR	26
6754	ZANZIBAR	22
6755	ZANZIBAR	22
6768	IGUAZU	224
6769	IGUAZU	224
6770	RUKA	212
6771	RUKA	266
6772	RUKA	266
6773	RUKA	266
6774	RUKA	212
6810	COMFORT IP	193
6811	COMFORT IP	193
6812	COMFORT IP	193
6813	COMFORT IP	193
6815	TURKS	48
6816	TURKS	48
6820	GOKOVA	49
6821	GOKOVA	49
6825	TORCH	122
6826	TORCH	122
6827	TORCH	92
6828	TORCH	92
6830	GOWER	128
6831	GOWER	128
6832	GOWER	128
6833	GOWER	128
6835	LAMBORJINI	182
6836	LAMBORJINI	182
6837	LAMBORJINI	182
6838	LAMBORJINI	182
6839	LAMBORJINI	184
6840	LAMBORJINI	184
6841	LAMBORJINI	184
6842	LAMBORJINI	184
6843	LAMBORJINI	184
6844	LAMBORJINI	184
6845	LAMBORJINI	184
6846	LAMBORJINI	184
6855	GUINCHO	150
6856	GUINCHO	150
6857	GUINCHO	150

6858	GUINCHO	150
6859	GUINCHO	151
6860	GUINCHO	151
6861	GUINCHO	151
6862	GUINCHO	151
6865	FUERTEVENTURA	30
6866	FUERTEVENTURA	30
6870	TENERIFE	32
6871	TENERIFE	32
6875	LANZAROTE	28
6876	LANZAROTE	28
6900	BRANDON	180
6901	BRANDON	180
6902	BRANDON	180
6903	BRANDON	180
6905	ASTUN	250
6906	ASTUN	250
6907	ASTUN	250
7011	BAKER	292
7012	BAKER	292
7013	BAKER	294
7014	BAKER	294
7015	BAKER	292
7016	BAKER	292
7017	BAKER	294
7018	BAKER	294
7021	ASPEN	194, 296
7022	ASPEN	194, 296
7023	ASPEN	194, 296
7024	ASPEN	194, 296
7025	ASPEN	194, 296
7026	ASPEN	194, 296
7027	ASPEN	196, 298
7028	ASPEN	196, 298
7029	ASPEN	196, 298
7030	ASPEN	196, 298
7031	ASPEN	196, 298
7032	ASPEN	196, 298
7037	KANDANCHU	232
7038	KANDANCHU	233
7039	KANDANCHU	234
7040	KANDANCHU	235
C0001	BASICO GU10	174
C0002	BASICO GU10	174

C0003	BASICO GU10	174
C0004	BASICO GU10	174
C0005	BASICO GU10	174
C0006	BASICO GU10	174
C0007	BASICO GU10	174
C0008	BASICO GU10	174
C0041	CABRERA	162
C0042	CABRERA	162
C0043	CABRERA	163
C0044	CABRERA	163
C0047	CABRERA	162
C0048	CABRERA	162
C0049	CABRERA	163
C0050	CABRERA	163
C0071	FORMENTERA	156
C0072	FORMENTERA	156
C0073	FORMENTERA	156
C0074	FORMENTERA	156
C0075	FORMENTERA	157
C0076	FORMENTERA	157
C0077	FORMENTERA	157
C0078	FORMENTERA	157
C0079	FORMENTERA	158
C0080	FORMENTERA	158
C0081	CIES	188
C0082	CIES	188
C0083	METACRILATO	186
C0084	METACRILATO	186
C0085	COLUMBRETES	132
C0086	COLUMBRETES	132
C0087	COLUMBRETES	130
C0088	COLUMBRETES	130
C0089	TAHITI	74
C0101	BORA BORA	65
C0102	BORA BORA	65
C0103	BORA BORA	68
C0104	BORA BORA	68
C0105	BORA BORA	66
C0106	BORA BORA	66
C0111	BORA BORA	65
C0112	BORA BORA	65
C0113	BORA BORA	68
C0114	BORA BORA	68
C0115	BORA BORA	66

C0116	BORA BORA	66
C0117	BORA BORA	64
C0118	BORA BORA	64
C0119	BORA BORA	65
C0120	BORA BORA	65
C0124	BORA BORA	64
C0125	BORA BORA	64
C0126	BORA BORA	64
C0141	TAHITI	75
C0142	TAHITI	75
C0143	TAHITI	75
C0160	COMFORT GU10	176
C0161	COMFORT GU10	176
C0162	COMFORT GU10	178
C0163	COMFORT GU10	178
C0164	COMFORT GU10	176
C0165	COMFORT GU10	179
C0180	SAONA	168
C0181	SAONA	168
C0182	SAONA	169
C0183	SAONA	169
C0184	SAONA	168
C0185	SAONA	168
C0186	SAONA	169
C0187	SAONA	169
C0190	SAONA	172
C0191	SAONA	172
C0192	SAONA	173
C0193	SAONA	173
C0194	SAONA	172
C0195	SAONA	172
C0196	SAONA	173
C0197	SAONA	173
TU0492	PIQUETA / SPIKE	202, 208, 250, 256
TU0494	BASE SUJECCION / FIXING BASE	208, 250, 256
TU0652	PIQUETA / SPIKE	202, 208, 250, 256
TU0653	PIQUETA / SPIKE	202, 208, 250, 256



Global Manufacturing and Trading Company S.L

Polígono Industrial los Vientos Calle Aliso, parcela nº4 46119, Náquera, Valencia, SPAIN

T +34 96 160 99 50 F +34 96 160 99 48

mantra@mantraco.org

www.mantrailuminación.com